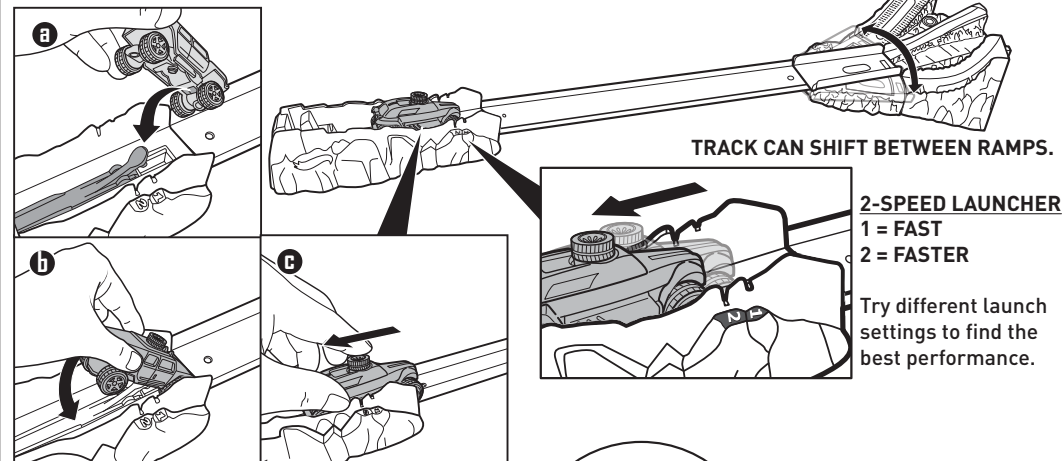
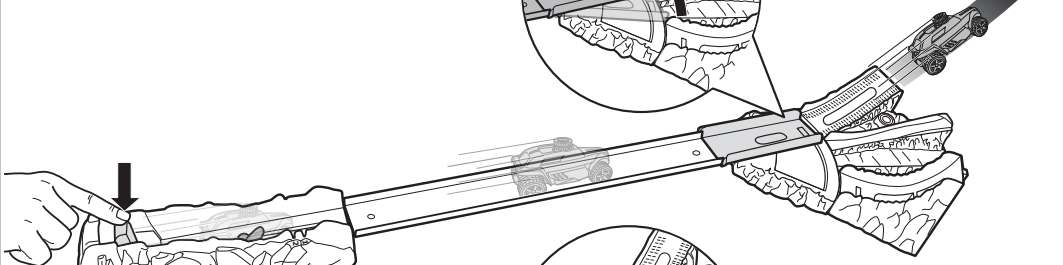


TRIPLE AIR CHALLENGE™

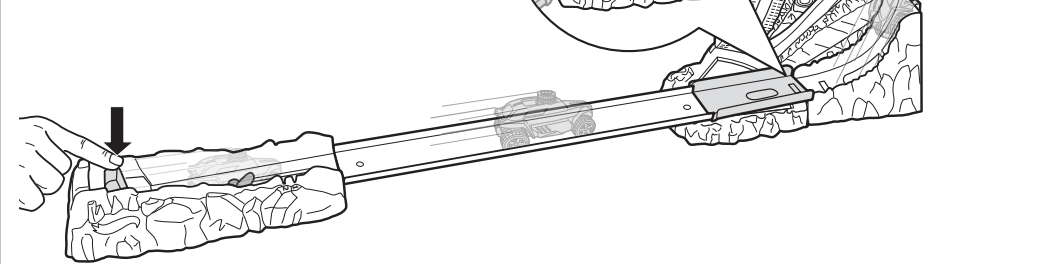
1. ATTACH VEHICLE TO LAUNCH LEVER, THEN PULL BACK TO LOCK INTO PLACE.



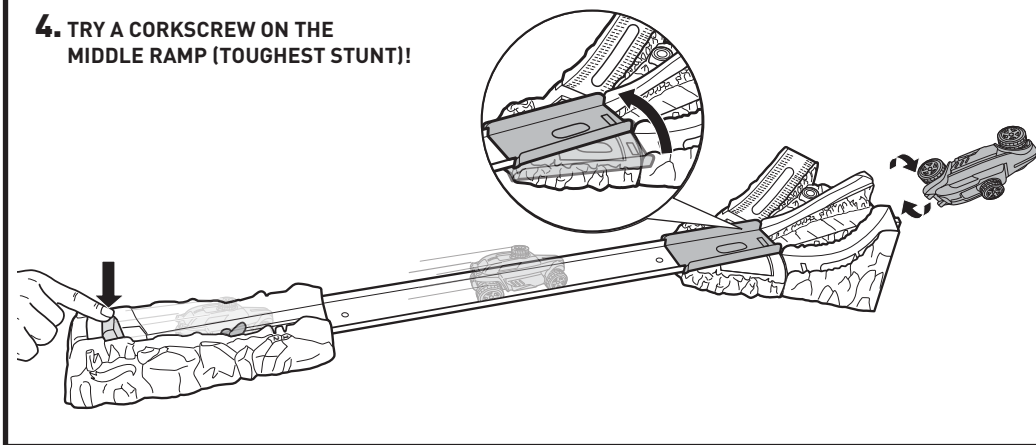
2. DO A LONG JUMP FROM THE LEFT RAMP!



3. DO A MEGA FLIP FROM THE RIGHT RAMP!

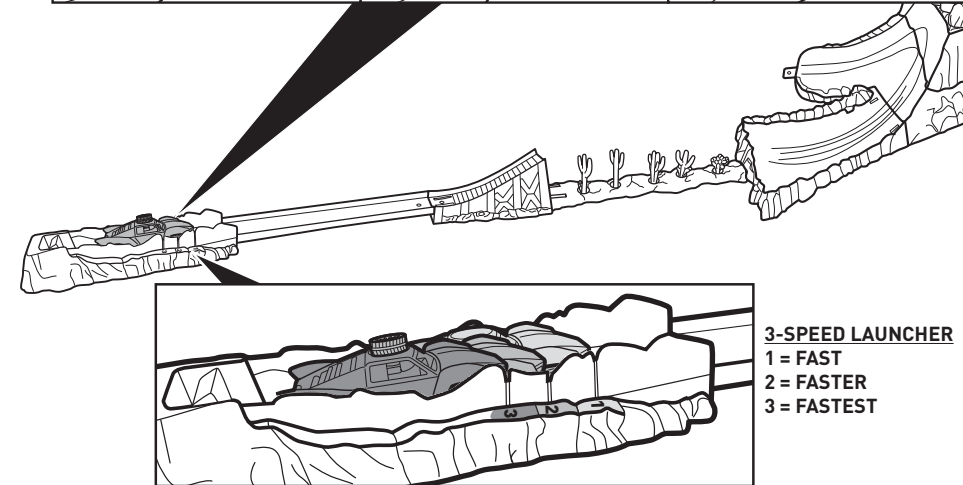
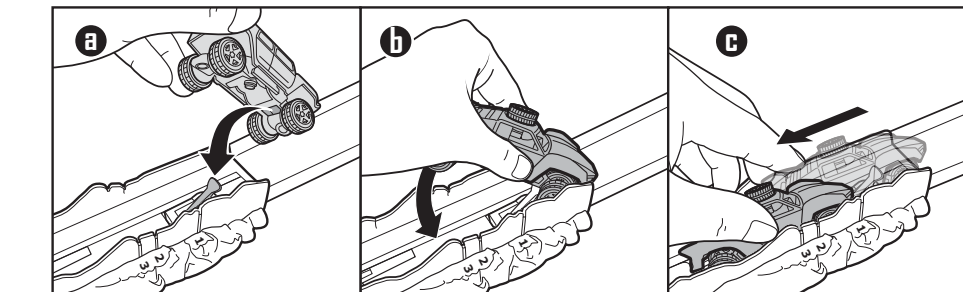


4. TRY A CORKSCREW ON THE MIDDLE RAMP (TOUGHEST STUNT)!

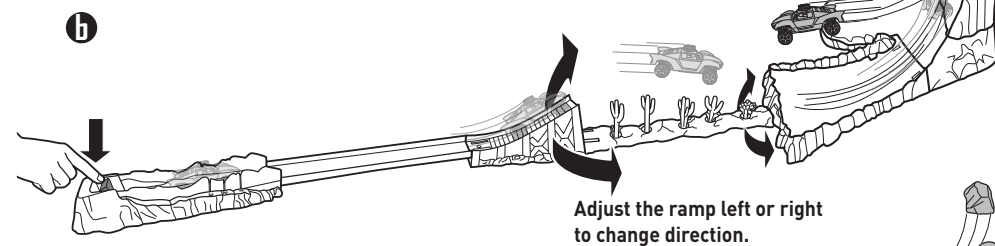
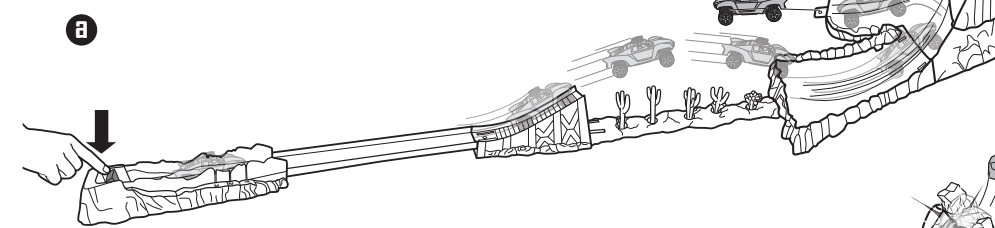


BOULDER BASH CANYON™


1. ATTACH VEHICLE TO LAUNCH LEVER, THEN PULL BACK TO LOCK INTO PLACE.




2. LAUNCH AT SPEED 1 TO DRIFT AROUND CANYON AND KNOCK BOULDERS OFF.



3. LAUNCH AT SPEED 2 TO CRASH INTO BOULDERS.



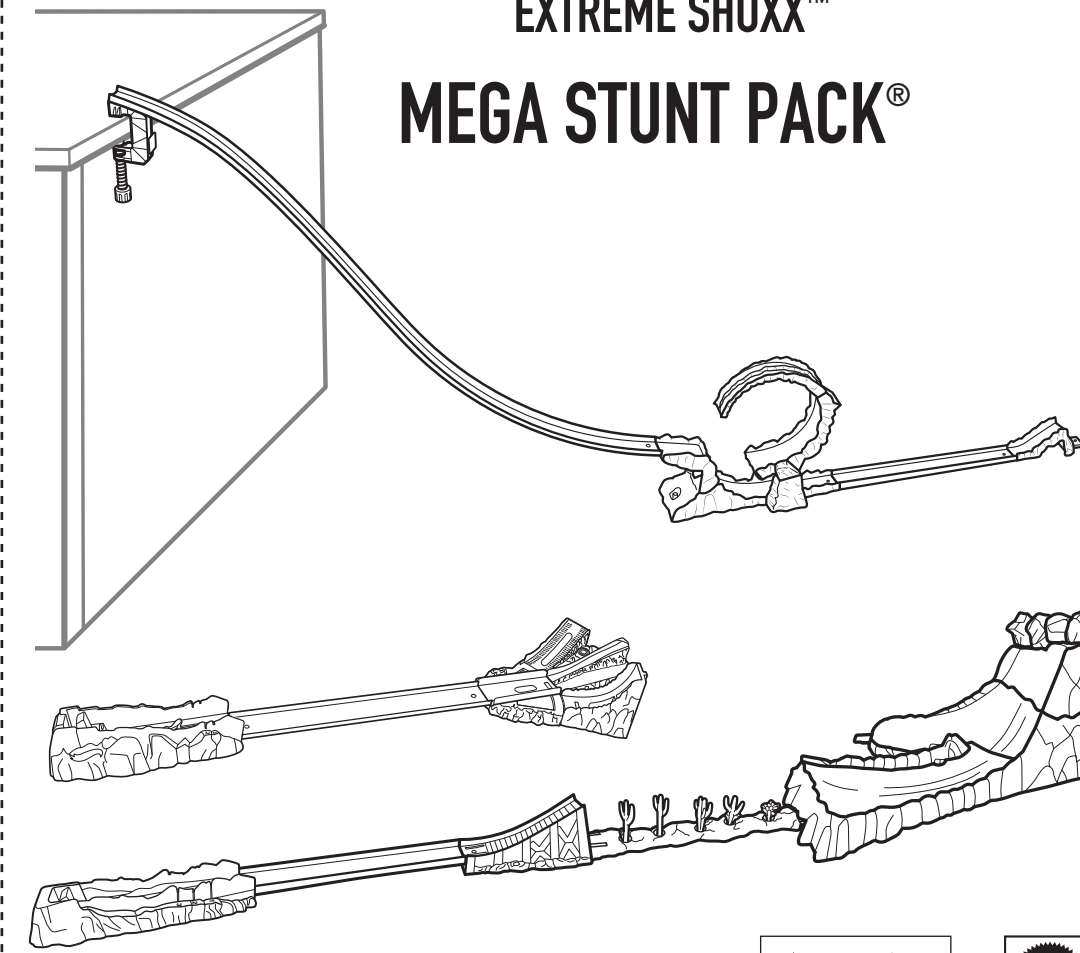
4. LAUNCH AT SPEED 3 TO JUMP OVER BOULDERS.



©2014 Mattel. All Rights Reserved. Mattel, Inc., 636 Girard Avenue, East Aurora, NY 14052, U.S.A. Consumer Relations 1-800-524-8697. Mattel U.K. Ltd., Vanwall Business Park, Maidenhead SL6 4UB. Helpline 01628 500303. Mattel Australia Pty., Ltd., Richmond, Victoria, 3121. Consumer Advisory Service - 1300 135 312. Mattel East Asia Ltd., Room 1106, South Tower, World Finance Centre, Harbour City, Tsimshatsui, HK, China. Diimport & Diedarkan Oleh: Mattel SEA Ptd Ltd. (993532-P) Lot 13.5, 13th Floor, Menara Lien Hoe, Persiaran Tropicana Golf Country Resort, 47410 PJ. Tel:03-78803817, Fax:03-78803867.



EXTREME SHOXX™
MEGA STUNT PACK®



4+

service.mattel.com
HOTWHEELS.COM

WARNING:
CHOKING HAZARD - Small parts.
Not for children under 3 years.

MATTEL
BHR03-0920
BHR09-0920

PLEASE KEEP THESE INSTRUCTIONS FOR FUTURE REFERENCE AS THEY CONTAIN IMPORTANT INFORMATION.

CONTENTS

DESERT LOOP DARE™

LABEL SHEET

© 2014 Mattel. BGL55-0310

14" X4

TRIPLE AIR CHALLENGE™

LABEL SHEET

© 2014 Mattel. BGL48-0310

11.8"

BOULDER BASH CANYON™

LABEL SHEET

© 2014 Mattel. BGL49-0310

10.8"

VEHICLES

APPLY LABELS

1 2

1 2 3

LABEL SHEET

© 2014 Mattel. BGL55-0310

© 2014 Mattel. BGL48-0310

© 2014 Mattel. BGL49-0310

ASSEMBLY

DESERT LOOP DARE™

1. ATTACH CLAMP TO TABLETOP.

76cm (30")

a b c

2.

3.

14"

4.

14"

5.

THUMBS UP

6. CONNECT TO OTHER HOT WHEELS® SETS (SOLD SEPARATELY).

HOT WHEELS TRACK SYSTEM

NOT FOR USE WITH SOME HOT WHEELS® VEHICLES.

TRIPLE AIR CHALLENGE™

1.

11.8"

2.

BOULDER BASH CANYON™

1.

THUMBS UP

2.

3.

10.8"

4. Attach cactus and boulders. Arrange them in any order as desired.

5.

Connect to other Hot Wheels® sets (sold separately).

THUMBS UP

HOT WHEELS TRACK SYSTEM

TO PLAY

REAL WORKING SUSPENSION

CHOOSE A VEHICLE AND ADJUST ITS SUSPENSION TO FIND THE BEST PERFORMANCE FOR EACH SET.

Rotate dial counter-clockwise for more suspension.

a

Rotate dial clockwise for less suspension.

b

For no suspension, continue rotating until wheels are all the way up underneath car body.

DESERT LOOP DARE™

LAUNCH VEHICLE DOWN THE DROP!

JUMP THROUGH THE SPLIT LOOP AND RACE UNDER THE TUNNEL!

FINISH BY LAUNCHING OFF THE JUMP RAMP!