

Fisher-Price

K6689
L7910

SMART CYCLE™

PHYSICAL LEARNING ARCADE SYSTEM



Friendship Adventure™

GETTING STARTED

- Please keep these instructions for future reference, as it contains important information.

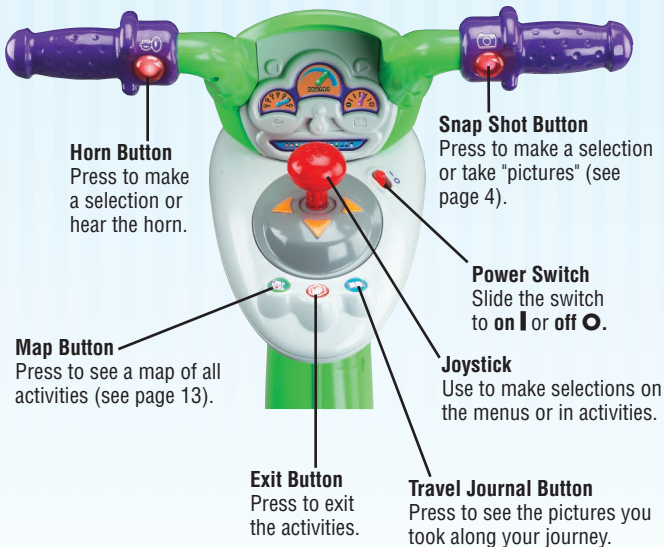


- Insert the game cartridge into the socket in the side of the cycle. Push to be sure it's fully inserted.
- Turn your TV or VCR power **on**.
- Slide the power switch on the cycle to **on I**.
- To find the picture on your TV screen, set your TV's or VCR's mode selector to **INPUT** or **VIDEO IN**.

CYCLE CONTROLS

Handlebar

Use for steering on the road or in games.






TICO'S GARAGE



- Use the joystick to choose the type of vehicle you'd like to "drive".
- Press either handlebar button to make your selection.
- Repeat this process to choose the color and horn sound of your vehicle.




DORA'S FRIENDSHIP ADVENTURE™





Find the objects.

- Pedal the cycle to move down the road. *The faster you pedal the faster you go!*
- Use the handlebar to steer.
- Find all the objects shown in the upper left of the screen. Simply drive into them. Don't bump into the other objects.



Taking snap shots

- Press the right handlebar button  to take snap shots in any activity.



Off ramps

- Keep traveling down the road and go all the way around the course or head onto an off-ramp for other fun games and activities. Simply bear to the side of the road as you see one approaching.

Hint: If you miss your ramp, you can pedal in reverse to back up.



MIX-IT FIX-IT




Score

Barrels

Timer

Find the missing parts.

- Look at the object behind the barn doors to see what parts are missing.
- Find a missing part on the conveyor belt. Use the joystick to choose the part then press a handlebar button to make your selection. Choose the correct parts and you score points!
- If you choose the wrong part, you lose a barrel. If you lose all five barrels, the game is over.
- Try to find all the parts in the shortest time possible then move to the next level where the parts move faster on the conveyor belt.
- When you're finished with this activity, press the exit button  to return to the road. Pedal to the next activity.




STAR CATCH COUNT



Count in Spanish and English with Dora!

- Use the joystick to choose a number at the top of the screen. Press a handlebar button to make your selection.
- Listen to Dora count the number you choose in English.



- Watch Dora and Boots catch the stars flying overhead. Dora counts the number again, this time in Español (Spanish)!
- When you're finished with this activity, press the exit button  to return to the road. Pedal to the next activity.



NUTTY CAR





Timer Nut


Gather nuts on the way to the party.

- Use the joystick to move Tico down the road. Try to gather nuts without running into other objects. Simply drive into the nuts.
- Gather all 20 nuts and then move to the next level. Try to gather the nuts in the shortest amount of time!



- If Swiper appears, press the handlebar button to stop him from swiping your nuts.
- When you're finished with this activity, press the exit button  to return to the road. Pedal to the  next activity.

THE BIG RACE




- Use the joystick to choose a *1 Player* or *2 Player* game. Press either handlebar button to select the game.




1 Player

- Pedal down the road as fast as you can to the finish line. Try to speed past the other characters. Get to the finish line first and you *win!*



2 Player


- Each player takes a turn. Pedal down the road as fast as you can to the finish line. Look at your time.
- Now it's time for *Player 2* to beat your time.
- The player with the fastest time *wins!*
- When you're finished with this activity, press the exit button  to return to the road. Pedal to the next activity.



PACK FOR THE PARTY




Help Isa pack similar items for the party.

- Can you find the similar items (party decorations, musical instruments, etc.) on the table?
- Use the joystick to choose an item then press a handlebar button to make your selection.
- Choose the correct item and hear the item spoken in English and Spanish. Complete the set of three similar items and move on to the next set.
- When you're finished with this activity, press the exit button  to return to the road. Pedal to the next activity.



BUILD A BRIDGE



Bridge


Timer


Find each part of the bridge in the maze.

- Look at the pieces you'll need to find to build the bridge on the bottom of the screen.
- Use the joystick to move Dora through the maze. Find a matching piece to complete the bridge. Try to finish the bridge as fast as you can.
- Complete the bridge and Diego walks across the bridge to help Baby Jaguar.




BONUS ACTIVITY



- If Swiper appears, press the handle-bar button to chase him away before he swipes a bridge piece.
- When you're finished with this activity, press the exit button  to return to the road. Pedal to the next activity.



- To visit here, you need to visit all of the activities around the road and complete the first level of each game.
- Watch all the characters dance at Big Red Chicken's Party.
- When you're finished with this activity, press the exit button  to return to the road. Pedal to the next activity.




TRAVEL JOURNAL




See previous
snap shot

See next
snap shot

- Press the travel journal button . Then use the joystick and handlebar buttons to review and select a snap shot.

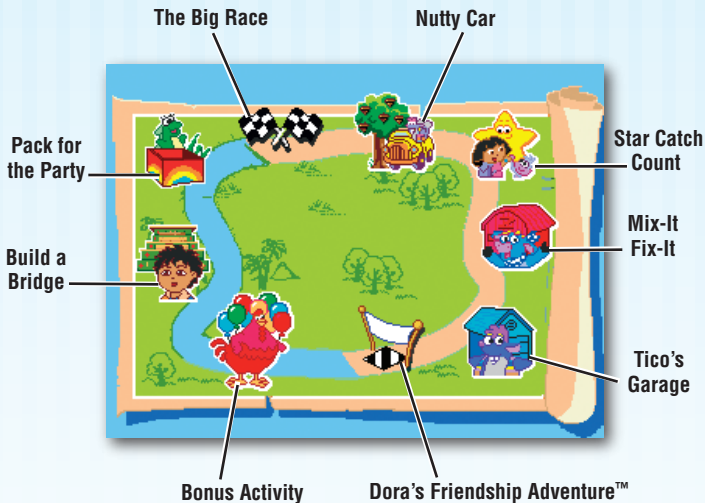



Stamp Tool Erase

- Next, use the joystick and handlebar buttons to select the stamp tool  to decorate your picture.
- Choose a stamp with the joystick and handlebar buttons and place it on the snap shot.
- Select the erase button  to clear the screen and decorate another picture.



THE MAP



- You can travel down the road and head onto an off-ramp to access activities or simply press the map button  to visit any of the activities around the course.

CARE

- Wipe with a clean cloth dampened with a mild soap and water solution. Do not immerse.
- This product has no consumer serviceable parts. Do not take this product apart.



- Protect the environment by not disposing of this product with household waste (2002/96/EC). Check your local authority for recycling advice and facilities (Europe only).

Fisher-Price, Inc., a subsidiary of Mattel, Inc., East Aurora, NY 14052 U.S.A.
©2007 Mattel, Inc. All Rights Reserved. ® and ™ designate U.S. trademarks of Mattel, Inc.

CONSUMER INFORMATION

VISIT US ON LINE AT
WWW.SERVICE.FISHER-PRICE.COM

Call our Consumer Relations Department, toll-free at **1-800-432-5437**, 9 AM - 7 PM EST Monday through Friday and 11 AM - 5 PM EST Saturday. Hearing-impaired consumers using TTY/TDD equipment, please call 1-800-382-7470. Write to us at: Fisher-Price® Consumer Relations, 636 Girard Avenue, East Aurora, New York 14052.

GREAT BRITAIN: Mattel UK Ltd, Vanwall Business Park, Maidenhead SL6 4UB.
Helpline: 01628 500303. www.service.mattel.com/uk

For countries outside the United States:

CANADA: Questions? 1-800-432-5437. Mattel Canada Inc., 6155 Freemont Blvd., Mississauga, Ontario L5R 3W2; www.service.mattel.com.



AUSTRALIA: Mattel Australia Pty. Ltd., 658 Church Street, Locked Bag #870, Richmond, Victoria 3121 Australia. Consumer Advisory Service 1300 135 312.

NEW ZEALAND: 16-18 William Pickering Drive, Albany 1331, Auckland.

ASIA: Mattel East Asia Ltd, Room 1106, South Tower, World Finance Centre, Harbour City, Tsimshatsui, HK, China.

Stretch your mind with other software titles for your Smart Cycle™!

Each sold separately and subject to availability.



©2007 Viacom International, Inc. All Rights Reserved. Dora the Explorer, Go Diego Go, SpongeBob SquarePants and all related titles, logos and characters are trademarks of Viacom International, Inc. SpongeBob SquarePants created by Stephen Hillenburg.

www.fisher-price.com

PRINTED IN CHINA

K6689b-0920