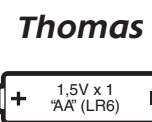


BATTERY INSTALLATION

Unscrew and lift cover away from top of Thomas.
Install battery as indicated inside the battery compartment.
For longer life use only alkaline batteries.
Requires 1 'AA' (LR6) battery.
If this toy begins to operate erratically, you may need to reset the electronics.
Remove the batteries from the toy and replace it.

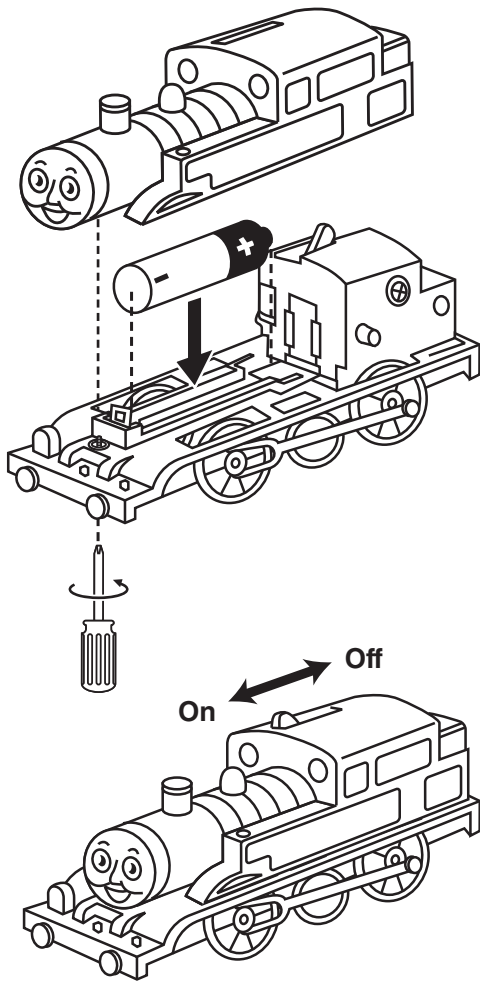


Required tool:
Phillips screwdriver (not included)

BATTERY SAFETY INFORMATION

In exceptional circumstances batteries may leak fluids that can cause a chemical burn injury or ruin your toy (product). To avoid battery leakage:

- Non-rechargeable batteries are not to be recharged.
- Rechargeable batteries are to be removed from the product before being charged (if designed to be removable).
- Rechargeable batteries are only to be charged under adult supervision (if designed to be removable).
- Do not mix alkaline, standard (carbon-zinc), or rechargeable (nickel-cadmium) batteries.
- Do not mix old and new batteries.
- Only batteries of the same or equivalent type as recommended are to be used.
- Batteries are to be inserted with the correct polarity.
- Exhausted batteries are to be removed from the product.
- The supply terminals are not to be short-circuited.
- Dispose of battery(ies) safely.
- Do not dispose of this product in a fire. The batteries inside may explode or leak.



This equipment has been tested and found to comply with the limits for a Class B digital device, pursuant to part 15 of the FCC rules. These limits are designed to provide reasonable protection against harmful interference in a residential installation. This equipment generates, uses and can radiate radio frequency energy and, if not installed and used in accordance with the instructions, may cause harmful interference to radio communications. However, there is no guarantee that interference will not occur in a particular installation. If this equipment does cause harmful interference to radio or television reception, which can be determined by turning the equipment off and on, the user is encouraged to try to correct the interference by one or more of the following measures:

Reorient or relocate the receiving antenna. Increase the separation between the equipment and receiver. Connect the equipment into an outlet on a circuit different from that to which the receiver is connected. Consult the dealer or an experienced radio/TV technician for help.

NOTE: Changes or modifications not expressly approved by the manufacturer responsible for compliance could void the user's authority to operate the equipment.

This device complies with part 15 of the FCC Rules. Operation is subject to the following two conditions:

- (1) This device may not cause harmful interference, and
 - (2) this device must accept any interference received, including interference that may cause undesired operation.
- THIS CLASS B DIGITAL APPARATUS COMPLIES WITH CANADIAN ICES-003.
• CET APPAREIL NUMÉRIQUE DE LA CLASSE B EST CONFORME À LA NORME NMB-003 DU CANADA.
• Operation is subject to the following two conditions: (1) this device may not cause interference, and (2) this device must accept any interference, including interference that may cause undesired operation of the device.
• L'utilisation de ce produit est sujette aux conditions suivantes : (1) il ne doit pas produire de brouillage et (2) il doit pouvoir tolérer tout brouillage reçu, même si ce brouillage est susceptible de compromettre son fonctionnement.

CAUTION:
To prevent entanglement, keep hair away from wheels.

CONSUMER ASSISTANCE

1-800-432-5437 (US & Canada)
1300 135 312 (Australia)

service.fisher-price.com

Fisher-Price, Inc. 636 Girard Avenue, East Aurora, NY 14052.
Hearing-impaired consumers: 1-800-382-7470.

Outside the United States:

Canada: Mattel Canada Inc., 6155 Freemont Blvd.,
Mississauga, Ontario L5R 3W2; www.service.mattel.com.

Great Britain: Mattel UK Ltd, Vanwall Business Park,
Maldenhead SL8 4JB, Herts; 01228 500303;
www.service.mattel.com/uk

Mattel Europa, B.V., Gondel 1, 1186 MJ Amstelveen, Nederland.

Australia: Mattel Australia Pty. Ltd., 658 Church Street,
Locked Bag #870, Richmond, Victoria 3121 Australia.

New Zealand: 16-18 William Pickering Drive,
Albany 1331, Auckland.

Thomas the Tank Engine & Friends™

CREATED BY BRITAIN ALLCROFT

Based on the Railway Series by The Reverend W Awdry.

© 2010 Gullane (Thomas) Limited.

Thomas the Tank Engine & Friends and Thomas & Friends are trademarks of Gullane (Thomas) Limited.

© HIT Entertainment Limited. HIT and the HIT logo are trademarks of HIT Entertainment Limited.

Fisher-Price, Inc., a subsidiary of Mattel, Inc., East Aurora, NY 14052 U.S.A.

PRINTED IN CHINA.

Manufactured for Fisher-Price

©2010 Mattel, Inc. All Rights Reserved.

® and ™ designate U.S. trademarks of Mattel, Inc., unless otherwise indicated.

Mattel East Asia Ltd., Room 1106, South Tower, World Finance Centre,
Harbour City, Tsimshatsui, HK, China.



Protect the environment by not disposing of this product with household waste (2002/96/EC). Check your local authority for recycling advice and facilities (Europe only).




R9485
Fisher-Price



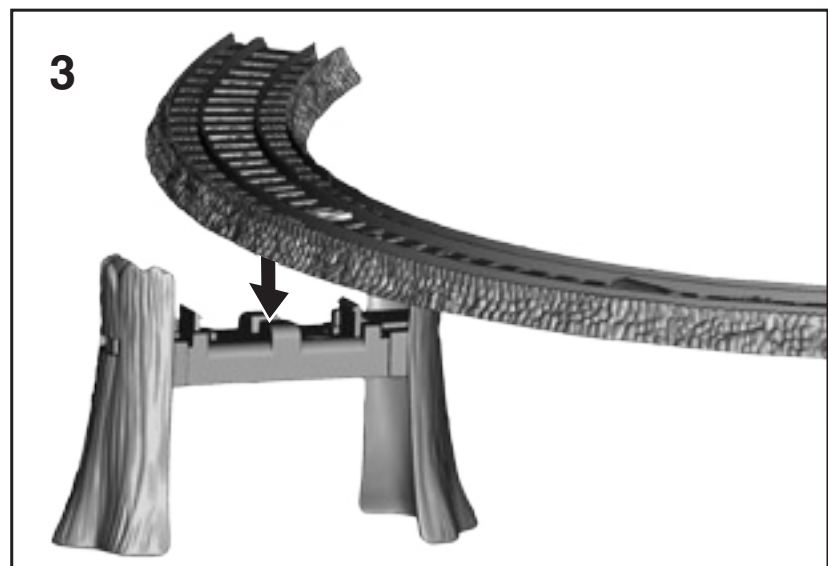
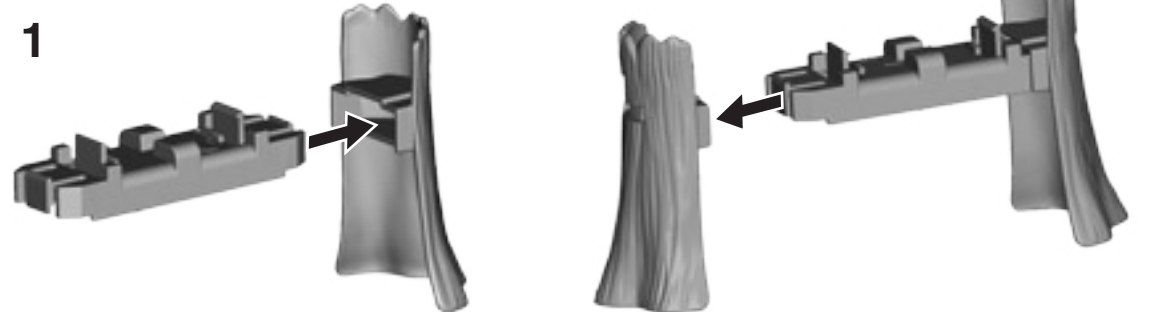
SHAKE SHAKE BRIDGE

INSTRUCTIONS

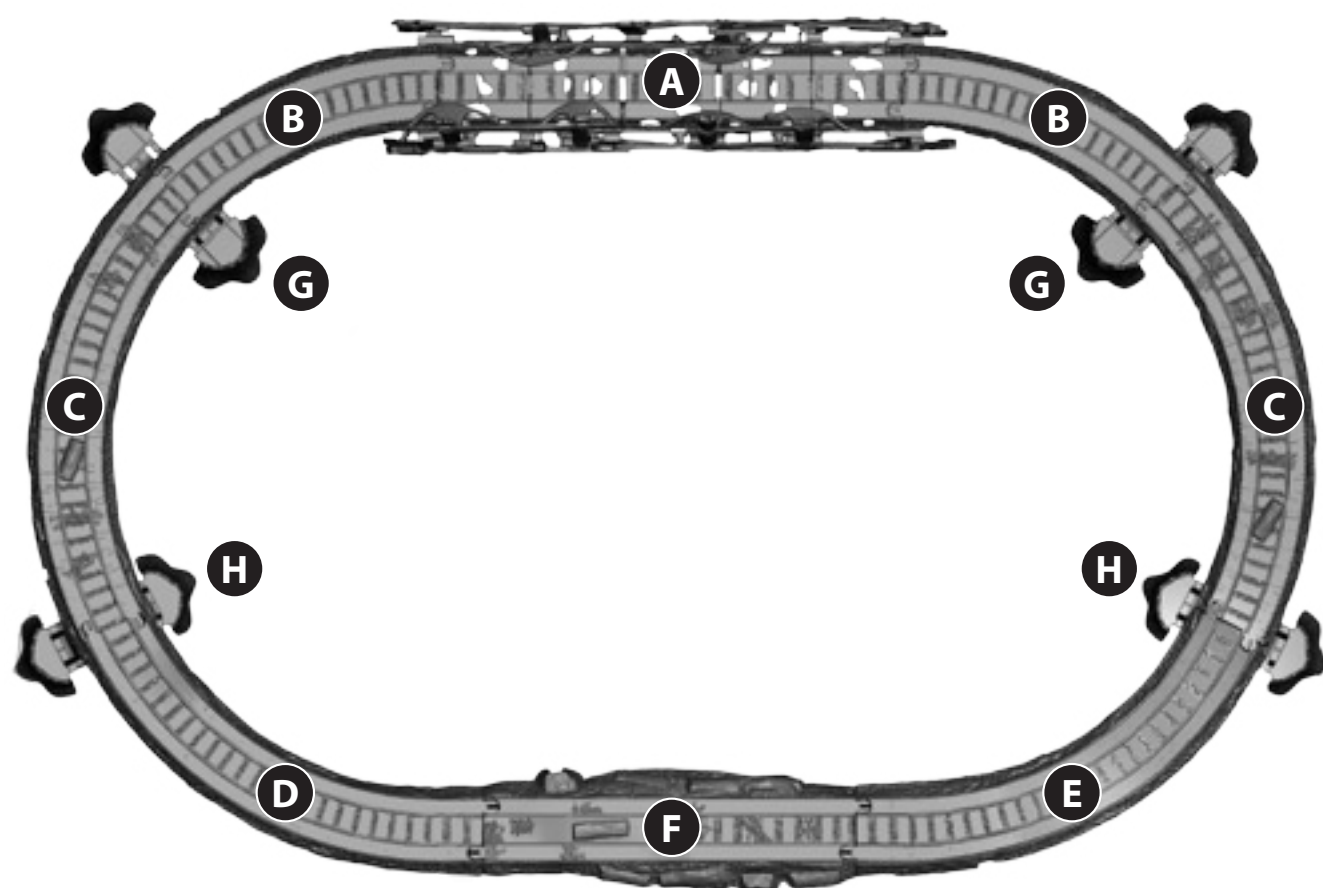
Please keep these instructions for future reference as they contain important information.



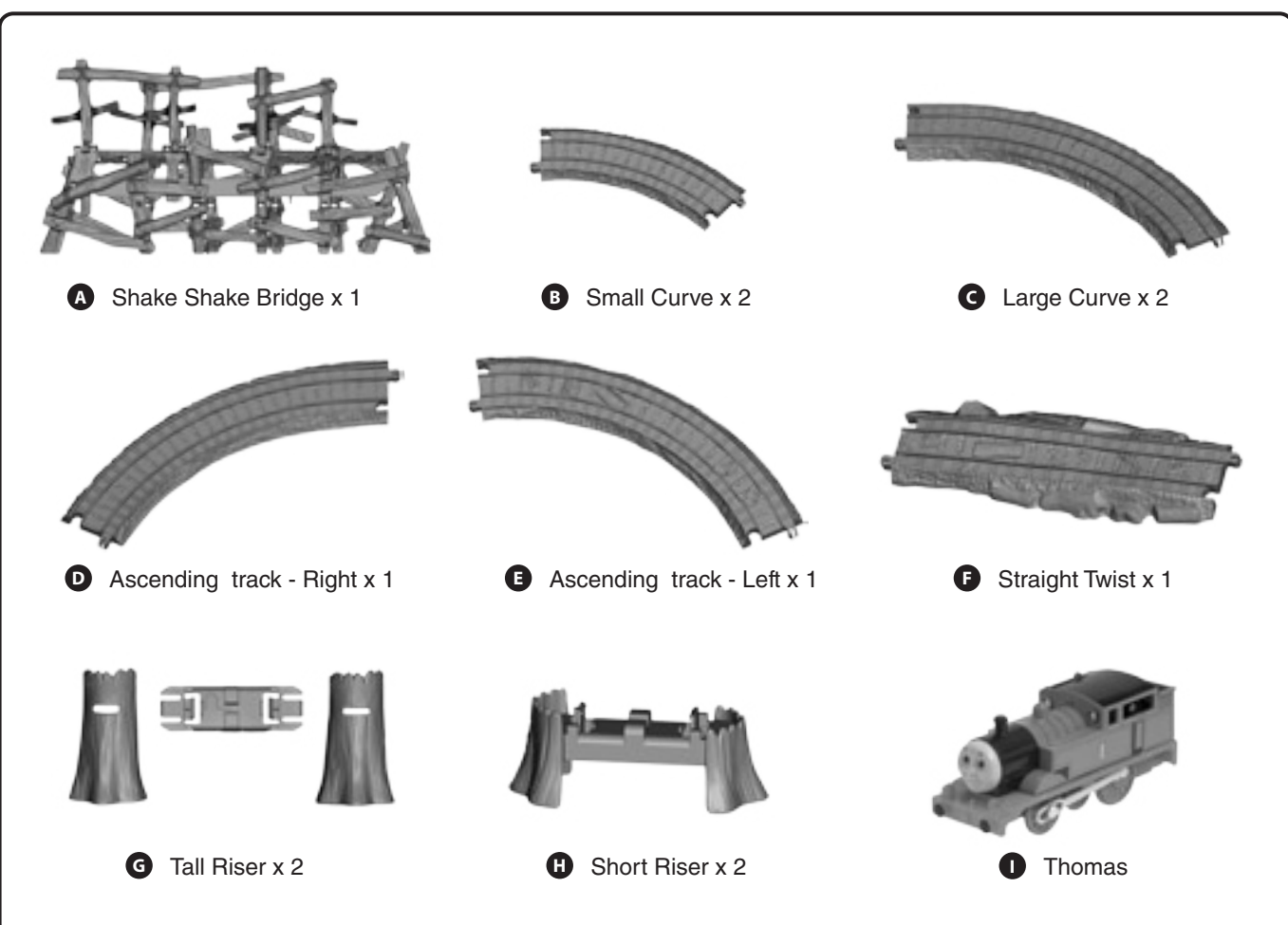
Tall Risers Installation



ADULT ASSEMBLY REQUIRED. No tools required for track assembly.



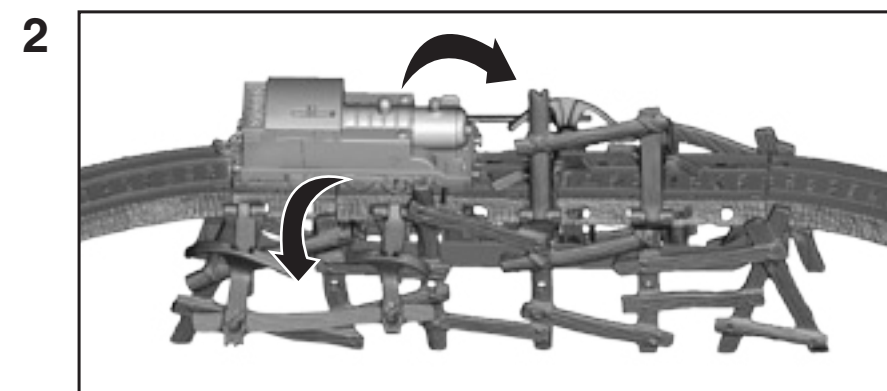
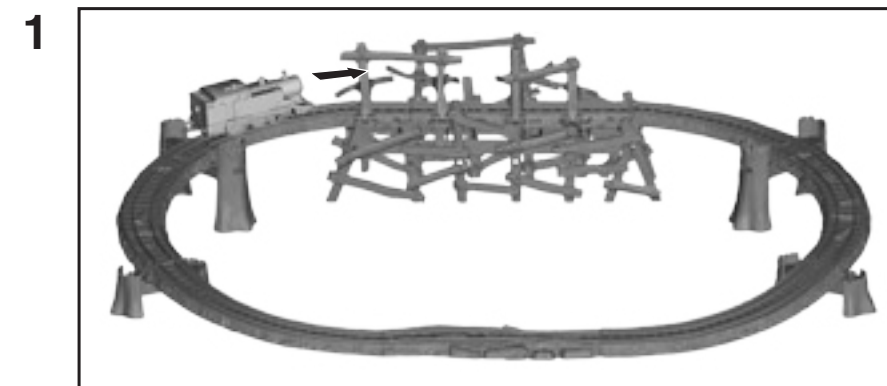
CHECKLIST



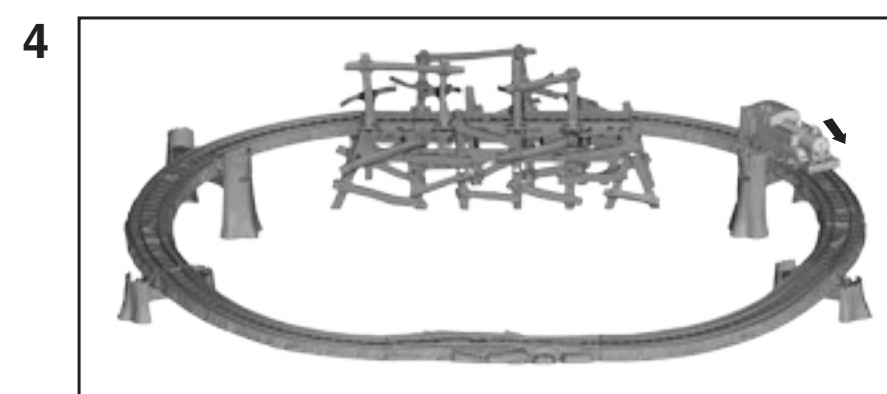
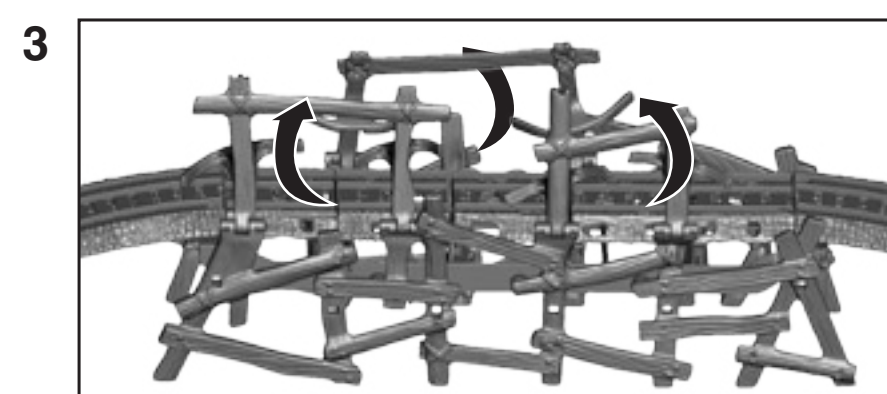
NOTE: Adults should remove & discard rubber bands holding tracks together.

How To Play

As Thomas crosses the bridge, he teeters and totters, and makes the three hinged guard rails swing down!



Reset the guard rails by placing them back in the upright position.



5/24/10 Remark for G1
- Added Hair entrapment statement

6/30/10 Remark for G1
- Revised copies

Item No : R9485-0920-G2
Version : EL
Size : 8.27" x 11.69" (A4)
Paper : Woodfree paper 80 gsm
Color : Black
Date : June 30, 2010 (WC)