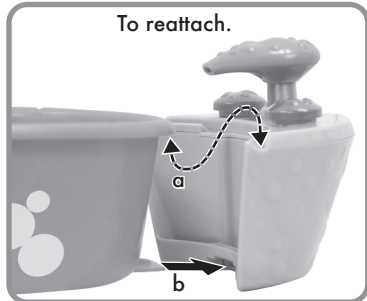




INSTRUCTIONS

CONTENTS



Water toys sometimes get messy. Please protect play surfaces before use.
Drain, rinse, clean and dry all items thoroughly before storing. Color-change will last longer if you do not expose this toy to intense heat or direct sunlight for prolonged periods of time.



Please remove everything from the package and compare to the contents shown here. If any items are missing, please contact your local Mattel office. Keep these instructions for future reference as they contain important information.

CONSUMER INFORMATION

Need Assistance? Visit service.mattel.com or call 1-800-524-8697 (US and Canada only).

SERVICE.MATTEL.COM

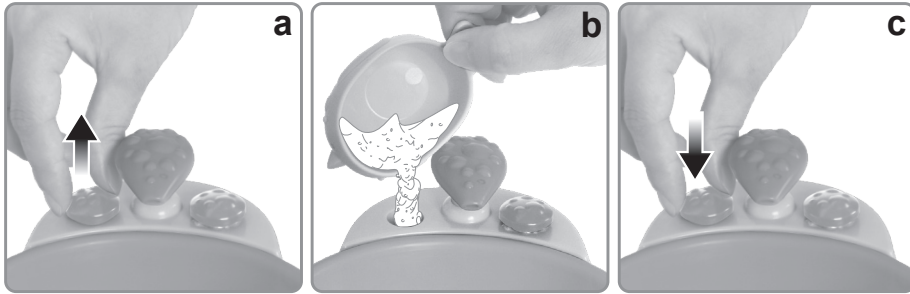
Mattel, Inc., 636 Girard Avenue, East Aurora, NY 14052, U.S.A. Consumer Relations 1-800-524-8697. Mattel U.K. Ltd., Vanwall Business Park, Maidenhead SL6 4UB. Helpline 01628 500303. Mattel Australia Pty., Ltd., Richmond, Victoria. 3121. Consumer Advisory Service - 1300 135 312. Mattel East Asia Ltd., Room 1106, South Tower, World Finance Centre, Harbour City, Tsimshatsui, HK, China. Diimport & Diedarkan Oleh: Mattel SEA Ptd Ltd.(993532-P) Lot 13.5, 13th Floor, Menara Lien Hoe, Persiaran Tropicana Golf Country Resort, 47410 PJ. Tel:03-78803817, Fax:03-78803867.

©2012 Mattel. All Rights Reserved.

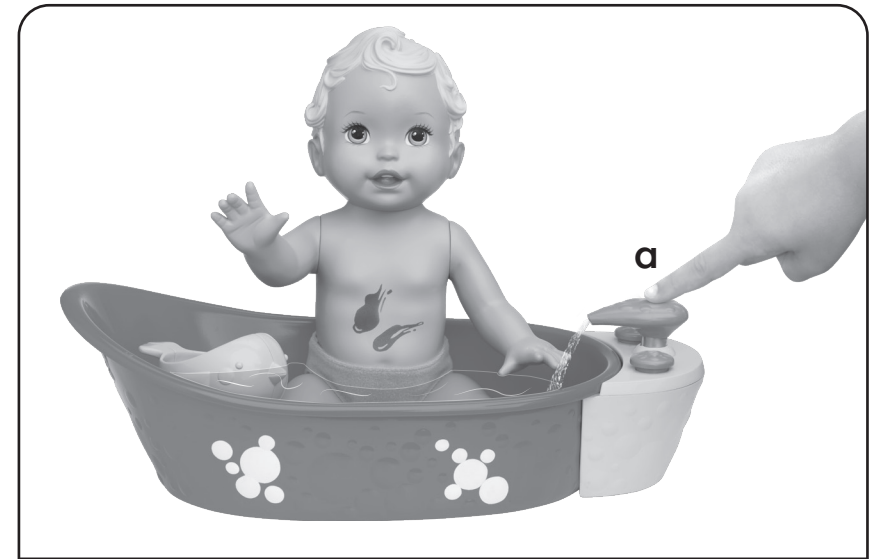
Let's play!

Use bubble solution (not included) and water to clean the doll.

- 1** Fill the reservoir with child safe bubble solution (not included) or water.



- 3** Pump water to rinse! Use warm water above 95°F(35°C) to make stains disappear. Stains come back in room temperature. To avoid burns, do not use water that is too hot, above 120°F (49°C).



- 2** Pump bubbles to wash!

