

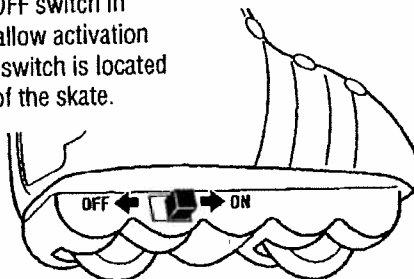


Talk 'n Skate Instructions

ADULT ASSEMBLY REQUIRED.

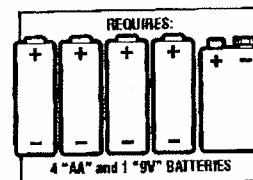

KEEP FOR FUTURE REFERENCE. CONTAINS IMPORTANT INFORMATION.

- 1 Place ON/OFF switch in ON position to allow activation of the toy. The switch is located on the bottom of the skate.

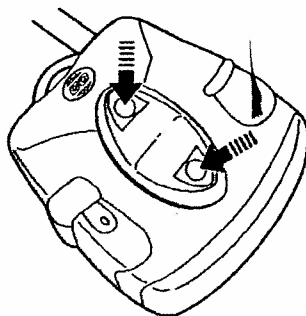


"Sleep" mode: If your toy shuts off during play, squeeze its left hand to start it up again.

- 2 The toy has 2 modes of play: "forwards/backwards" and "round and round". The toy can be changed from the "forwards/backwards" mode to the "round and round" mode, and vice versa, by moving the switch located on the bottom of the right skate.



- 3 Use the backpack remote control to make Mickey skate forward, backward, forward round and round, and backward round and round.



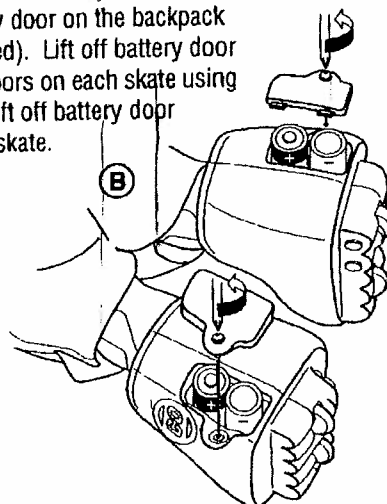
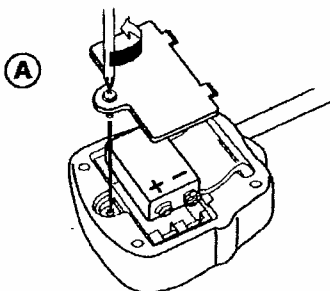
14 CALIENTE tracks featuring interpretations of today's most popular Latin hits!

Available wherever music is sold or visit www.LaVidaMickey.com

Mickey and Minnie can play together! The color of each toy's helmet determines which other toy it can be played with. See chart for details on the variety of play options.

Red helmet Mickey can play with Pink helmet Minnie 27 MHz	49 MHz
Yellow helmet Mickey can play with Yellow helmet Minnie 49 MHz	27 MHz
Red helmet Mickey can play with Yellow helmet Mickey 27 MHz	49 MHz
Pink helmet Minnie can play with Yellow helmet Minnie 49 MHz	27 MHz

4 To replace batteries: (A) Unscrew battery door on the backpack using a Phillips head screwdriver (not included). Lift off battery door and insert 9V battery. (B) Unscrew battery doors on each skate using a Phillips head screwdriver (not included). Lift off battery door and insert two "AA" alkaline batteries in each skate.



 1(800)524-TOYS

BATTERY SAFETY INFORMATION

- Non-rechargeable batteries are not to be recharged.
- Rechargeable batteries are to be removed from the product before they are charged.
- If removable rechargeable batteries are used, they are to be charged under adult supervision.
- Do not mix alkaline, standard (carbon-zinc), or rechargeable (nickel-cadmium) batteries.
- Do not mix old batteries with new batteries.
- Only batteries of the same or equivalent type as recommended are to be used.
- Be sure to insert batteries with the correct polarities and always follow the toy and battery manufacturers' instructions.
- Exhausted batteries are to be removed from the product.
- The supply terminals are not to be short-circuited.
- Dispose of batteries safely.

THIS DEVICE COMPLIES WITH PART 15 OF FCC RULES.

OPERATION OF THIS DEVICE IS SUBJECT TO THE FOLLOWING TWO CONDITIONS:

- (1) THIS DEVICE MAY NOT CAUSE HARMFUL INTERFERENCE.
- (2) THIS DEVICE MUST ACCEPT ANY HARMFUL INTERFERENCE THAT MAY CAUSE UNDESIRE OPERATION.

This device generates and uses radio frequency energy, and if not used properly, may cause interference to radio and television reception. It has been tested and found to comply with the limits set by the FCC, which are designed to provide reasonable protection against such interference.

Caution: FCC Regulations state that changes or modifications to this product not expressly approved by the party responsible for compliance may void the user's authority to operate the equipment.

Fisher-Price

27860

Visit the Disney web site at www.Disney.com
Fisher-Price, Inc., a subsidiary of Mattel, Inc.
New York, NY 10010 U.S.A.
MADE IN CHINA.
Manufactured for Fisher-Price. ©2000 Mattel, Inc.
All Rights Reserved.
Fisher-Price, the Fisher-Price logo, ® and ™
are U.S. trademarks of Mattel, Inc.

Retain this address for future reference:
Mattel U.K. Ltd.,
Vanwall Business Park, Maidenhead SL6 4UB.
Mattel Australia Pty., Ltd.,
Richmond, Victoria 3121.
Consumer Advisory Service 1800 800 812
(valid only in Australia).
Mattel East Asia Limited,
930 Ocean Centre, Harbour City, HK, China.

Item No : 27860
Version : English
Size : 5.5 x 8.5"
Paper : Woodfree paper 80 gsm
Color : Black
Date : July 26, 2000 (EN/BL)