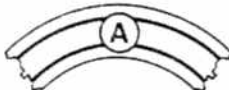




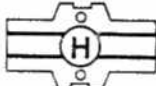


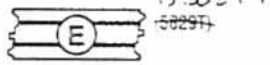
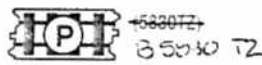





6246 LAMBORGHINI CHAMPIONSHIP

YOUR SET CONTAINS THE FOLLOWING PARTS:



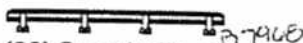






All letters listed on the track pieces below do not appear on the track, they are for reference only. The part number, as listed beside each track description, does appear on each track piece. To layout the set, match the track pieces to the parts list below, then layout the track by following the lettered diagram below.

TRACK







- (18) 9 in. Radius Curve (1/4 Circle)  85231 (5834)
- (1) 9 in. Terminal  85232 T (58327)
- (9) 12 in. Radius Curve (1/8 Circle)  85244 (5844)
- (5) 6 in. Straight  85230 T (58307)
- (11) 15 in. Straight  85236 T (58387)
- (1) 9 in. Straight Lap Counter  85233 (5863)
- (4) 9 in. Radius Banked  85252 (5852)
- (5) 9 in. Radius Curve (1/8 Circle)  85246 (5846)
- (6) 9 in. Straight  85241 T (58297)
- (1) 6 in. Straight Decorated  85242 T2 (58307)

- (12) 9 in. Radius Banked Decorated  85252 Z (58522)
- (1) 15 in. Cut-Off Squeeze  85272 (5872)
- (2) 9 in. Lane Changers  85241 Z (58442)

ACCESSORIES

- (1) 440-X2 Red Lamborghini  89056 (9056)
- (1) 440-X2 Yellow Lamborghini  89057 (9057)
- (38) Guardrails  87968 (7968)
- (1) Start & Finish Sign  86893 (6893) 82040
- (10) Flag Pole Sets  87963 (7963) 87963
- (10) Racing Flag Decal Sheet  87887 (7887) 87887
- (1) Sandpaper  87890 (7890) 87890
- (2) Plug-in Racing Controllers  84552 (4552) 86152
- (1) Wall Power Pack (U.L. Listed)  86315 (6315) 86315

SUPPORTS

- (4) Struts  87926 (7926)
- (7) No. 3 Supports  87808 (7808)
- (9) No. 1 Supports  87806 (7806)
- (1) No. 4 Supports  87809 (7809)
- (8) No. 2 Supports  87807 (7807)
- (3) No. 5 Supports  87810 (7810)

IMPORTANT: ALWAYS CLEAN TRACK AND TIRES BEFORE EACH RACE... SEE EASY ASSEMBLY INSTRUCTIONS.

TRACK LAYOUT: 4' X 8'

NOTE: Refer to the accompanying Tyco manual for wiring instructions for Power Pack and assembly instructions for track, supports and accessory parts.

GUARDRAILS serve two purposes. First, the protecting of cars...second, to help firm the bridging at long overpasses.

