





# Battle Arena™

54502-0920



## INSTRUCTIONS

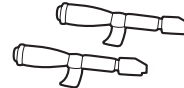
### CONTENTS:



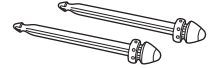
ROBOT WHEELS vehicle



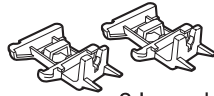
2 Launchers



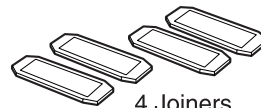
2 Weapons



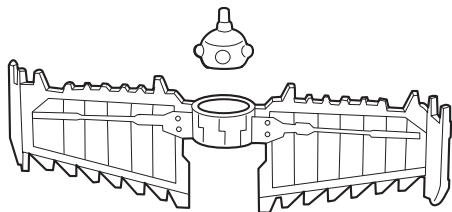
2 Missiles



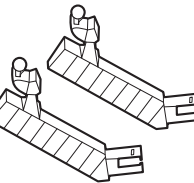
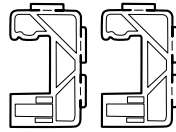
2 Launcher connectors



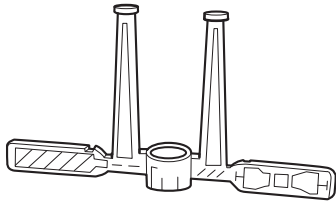
4 Joiners



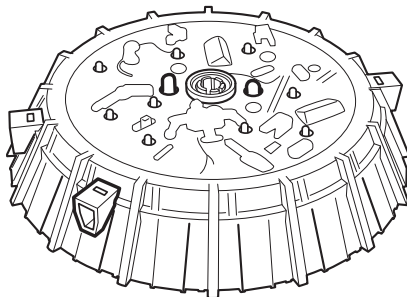
2 C-clamps



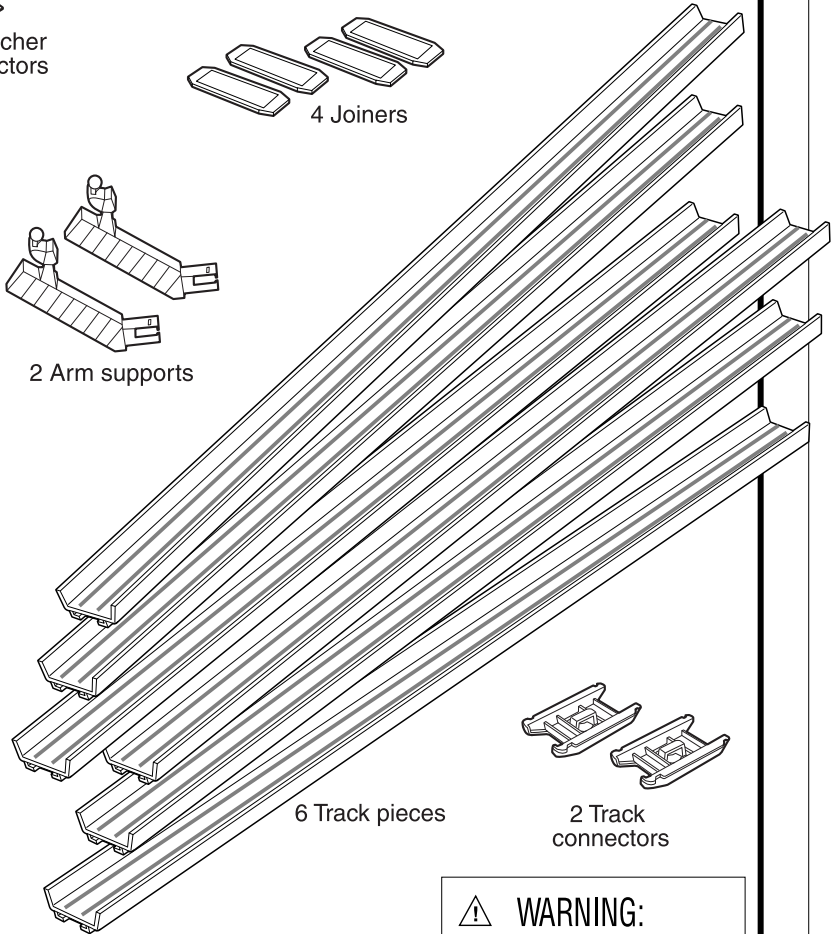
2 Arm supports



Base target (4 pieces)



Base



6 Track pieces

2 Track connectors

Keep these instructions for future reference as they contain important information.

**WARNING:**  
CHOKING HAZARD — Small parts.  
Not for children under 3 years.

### 2-Year Limited Warranty

Mattel, Inc. warrants to the original consumer purchaser that this product will be free of defects in material or workmanship for two years (unless specified in alternate warranties) from the date of purchase. If defective, return the product along with proof of the date of purchase, postage prepaid, to Consumer Relations, 636 Girard Avenue, East Aurora, New York 14052 for replacement or refund at our option. This warranty does not cover damage resulting from unauthorized modification, accident, misuse, or abuse. In no event shall we be responsible for incidental, consequential, or contingent damages (except in those states that do not allow this exclusion or limitation). **Valid only in U.S.A.** This warranty gives you specific legal rights and you may also have other rights which vary from state to state. Some states do not allow the exclusion of incidental or consequential damages, so the above limitations may not apply to you.

Send only the product to the address above. Send all correspondence to Consumer Relations, Mattel, Inc., 333 Continental Blvd., El Segundo, California 90245-5012, U.S.A. Or you may phone us toll-free at 1-800-524-TOYS, Monday-Friday, 8:00 a.m.-6:00 p.m. Eastern Time.

### CONSUMER INFORMATION



**YOU CAN TELL IT'S MATTEL!**™ Call us toll-free or write with any comments or questions about our products or service. Monday-Friday, 8:00 a.m.-6:00 p.m. Eastern Time. Outside U.S.A., see telephone directory for Mattel listing. Consumer Relations, Mattel, Inc., 333 Continental Blvd., El Segundo, CA 90245 U.S.A.

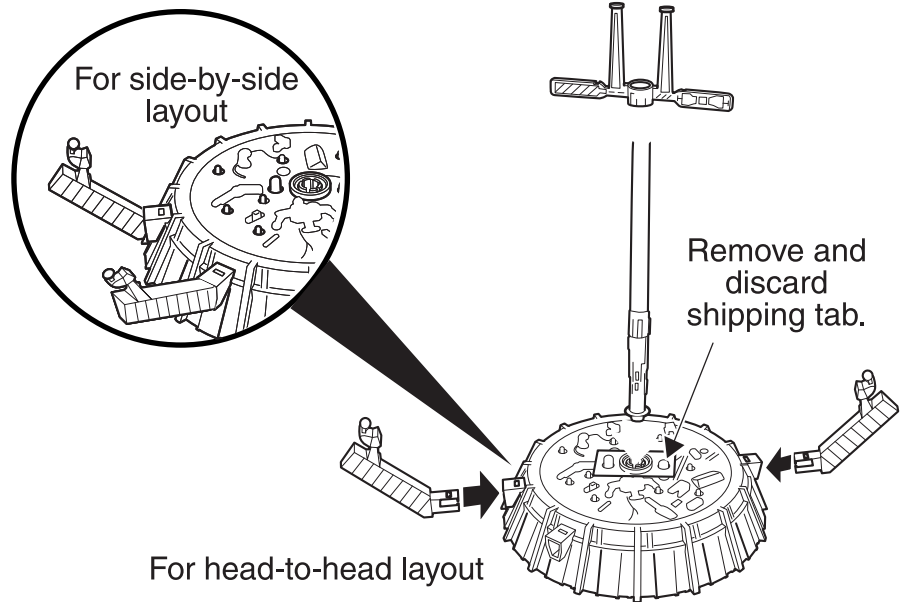
**1 (800) 524-TOYS**



CONFORMS TO THE SAFETY REQUIREMENTS OF ASTM F963.

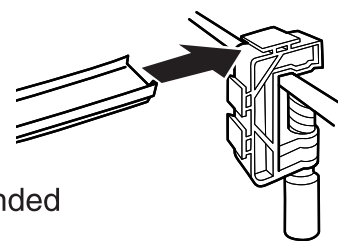
**We are dedicated to quality products.**

**1. REMOVE SHIPPING TAB AND ASSEMBLE TARGET BASE.**



**HANDY TIP:**

To protect sensitive surfaces, use a cloth or towel between the C-clamp and the surface to be clamped.  
For best performance recommended height is 1-2 feet.

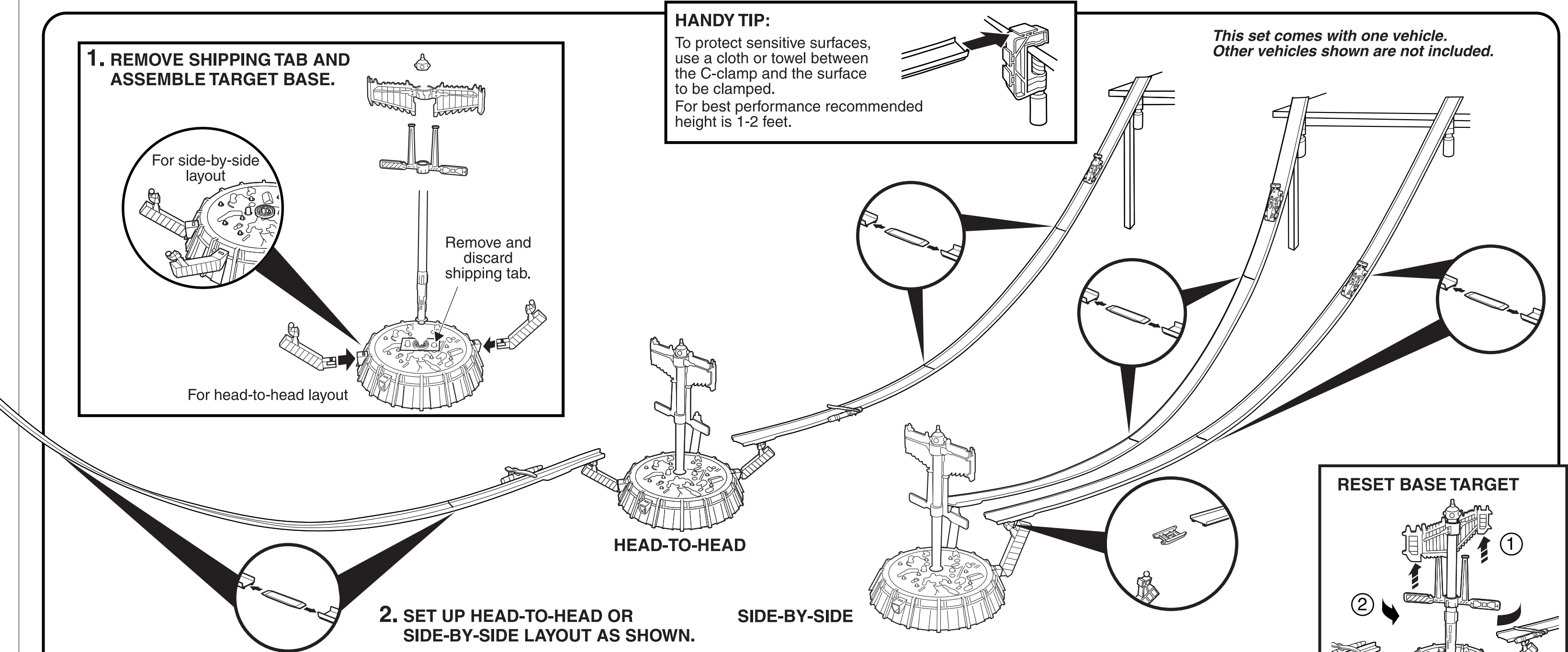


*This set comes with one vehicle.  
Other vehicles shown are not included.*

**2. SET UP HEAD-TO-HEAD OR SIDE-BY-SIDE LAYOUT AS SHOWN.**


**HEAD-TO-HEAD**

**SIDE-BY-SIDE**




**3. ATTACH LAUNCHER:**

To track



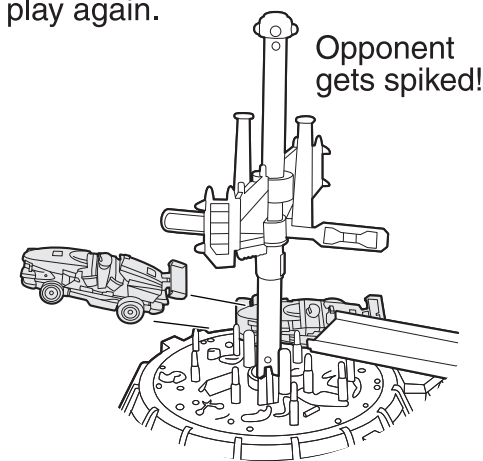
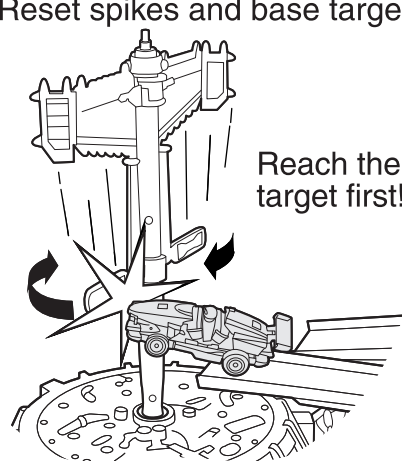
To vehicle



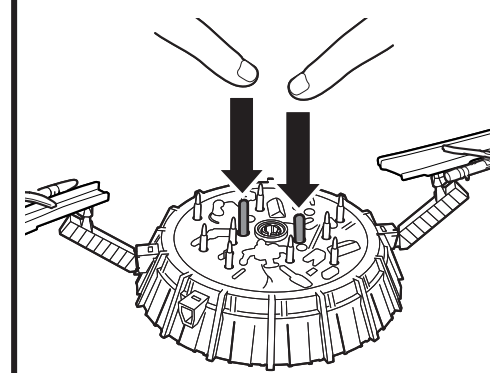
Load missile. Missile will fire when vehicle rolls down track and pushes trigger.

**4. TO PLAY:**

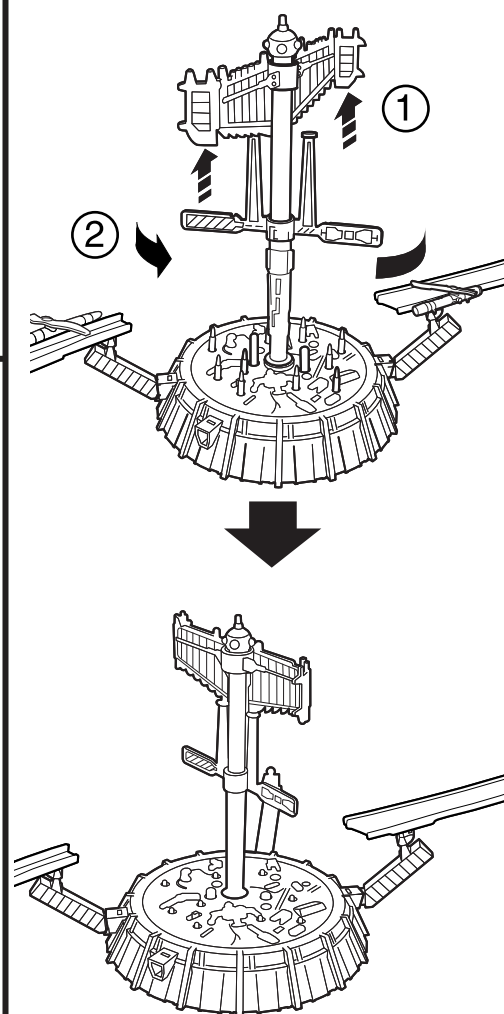
1. Set up desired layout.
2. Attach launcher to track or vehicle and set spikes.
3. Race side by side or head-to-head. Try to reach the target first and watch the other vehicle get spiked.
4. Reset spikes and base target to play again.



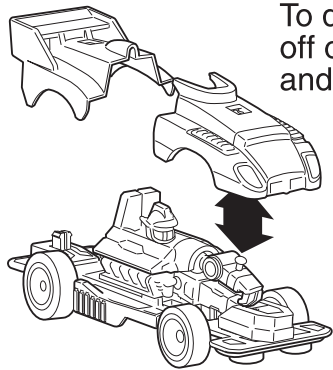
**RESET SPIKES**



**RESET BASE TARGET**

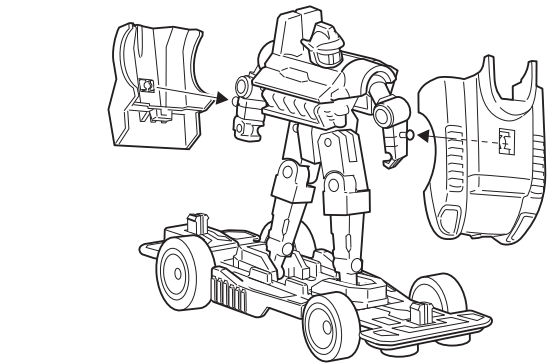




**TO PLAY WITH ROBO WHEELS VEHICLE:**

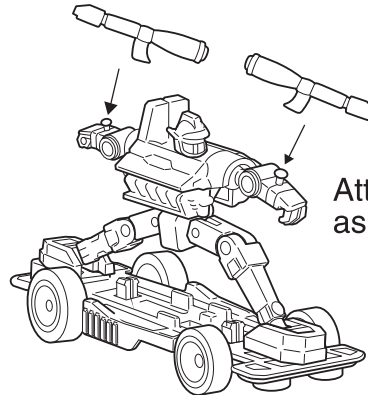


To disassemble pull off outer body shell and pull up robot.


To assemble, bend knees outward, push down and snap on shields.




Use outer body shell as shields, attach as shown.



Attach weapons as shown.

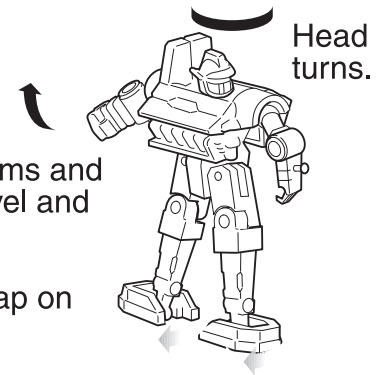


Snap feet onto the various positions on the car chassis.




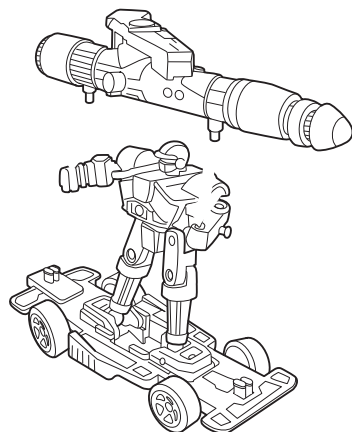
Robot arms and legs swivel and bend.

Arms snap on and off.



Head turns.

**LAUNCHER ATTACHES HERE:**



Load missile push trigger to fire.

Only use projectile supplied with this toy.