


Barbie[®] Doll
&
Kelly[®] Doll



INSTRUCTIONS

CONTENTS



Colors and decorations may vary from those shown.

Please remove everything from the package and compare to the contents shown here. If any items are missing, please call 1-800-524-TOYS.



55578-0920-G1

Keep these instructions for future reference as they contain important information.

©2001 Mattel, Inc. El Segundo, CA 90245 U.S.A. All Rights Reserved.

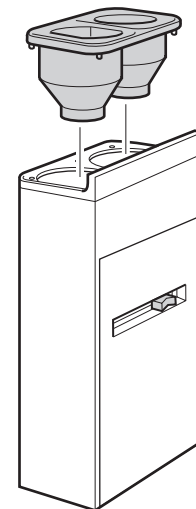
Before use thoroughly wash all parts that come in contact with food.

Cookware not dishwasher-safe or microwave-safe.

Food products sometimes get messy; protect play surfaces.

Discard all loose leftover food after play. Do not reuse food.

How to take apart stove for cleaning.



TWO YEAR LIMITED WARRANTY

Mattel, Inc. warrants to the original consumer purchaser that this product will be free of defects in material or workmanship for two years (unless specified in alternate warranties) from the date of purchase. If defective, return the product along with proof of the date of purchase, postage prepaid, to Consumer Relations, 636 Girard Avenue, East Aurora, New York 14052 for replacement or refund at our option. This warranty does not cover damage resulting from unauthorized modification, accident, misuse or abuse. In no event shall we be responsible for incidental, consequential, or contingent damages (except in those states that do not allow this exclusion or limitation). **VALID ONLY IN U.S.A.** This warranty gives you specific legal rights and you may also have other rights which vary from state to state. Some states do not allow the exclusion of incidental or consequential damages, so the above exclusions or limitations may not apply to you.

Send only the product to the address above. Send all correspondence to Consumer Relations, Mattel, Inc., 333 Continental Blvd., El Segundo, California 90245-5012 U.S.A. Or you may phone us toll-free at 1-800-524-TOYS, Monday – Friday, 8:00 a.m. – 6:00 p.m. EST. Outside U.S.A., see telephone directory for Mattel listing.

CONSUMER INFORMATION

MATTY MATTEL™ toys



YOU CAN TELL IT'S MATTEL!™ CALL us toll-free or write with any comments or questions about our products or service. Monday-Friday 8:00 a.m.-6:00 p.m. Eastern Time. Outside U.S.A., see telephone directory for Mattel listing.

Consumer Relations, Mattel, Inc.
333 Continental Blvd.
El Segundo, CA 90245 USA

1 (800) 524-TOYS

WE ARE DEDICATED TO QUALITY PRODUCTS.

⚠️ **WARNING:**

CHOKING HAZARD – Small parts.
Not for children under 3 years.

Help your dolls make yummy treats for a bake sale!




NOTE: REMOVE chip art in oven first.



1. **Mix** 3 cups of icing powder with 2 spoons of water in bowl (cup, bowl and spoon included).



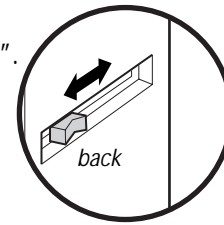
2. **Set** the cake pan in the oven and be sure it is on the left side. The "pots" are placed on the "stove" top as shown.




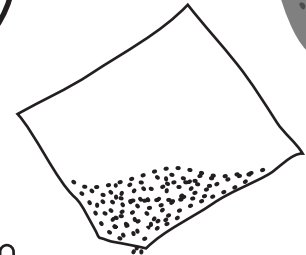
3. **Pour** the mixture into left "pot". "Lid" pushes icing into cake pan in "oven".





4. **Slide** cake pan to right side in "oven".



5. Using safety scissors (not included), **cut** open a packet of candy confetti. **Pour** candy confetti into "pot" on the right side. (Be sure the right "pot" is in closed position.) Close the "oven" door.



6. **Twist** "pot" and confetti goes down onto "cake" in cake pan.



7. **Fill** shaker with sprinkles.

Put the shaker on the Kelly doll's arm. Move the lever on her back to shake the **sprinkles** on the cake.

