



Barbie® Doll Mermaid Fantasy

INSTRUCTIONS

CONTENTS



Colors and decorations may vary from those shown.

Please remove everything from the package and compare to the contents shown here. If any items are missing, please call 1-800-524-TOYS.



56759-0920

Keep these instructions for future reference as they contain important information.

©2002 Mattel, Inc. El Segundo, CA 90245 U.S.A. All Rights Reserved.

Water toys sometimes get messy. Protect play surfaces before use. Drain, rinse, clean and dry all items thoroughly before storing.

CONSUMER INFORMATION

MATTY MATTEL™ toys



YOU CAN TELL IT'S MATTEL!™ CALL us toll-free or write with any comments or questions about our products or service. Monday-Friday 8:00 a.m.-6:00 p.m. Eastern Time. Outside U.S.A., see telephone directory for Mattel listing.

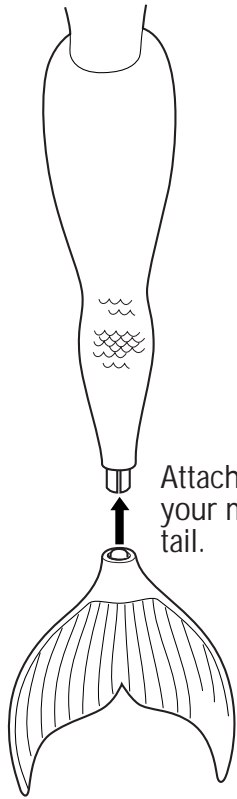
Consumer Relations, Mattel, Inc.
333 Continental Blvd.
El Segundo, CA 90245 USA

1(800) 524-TOYS

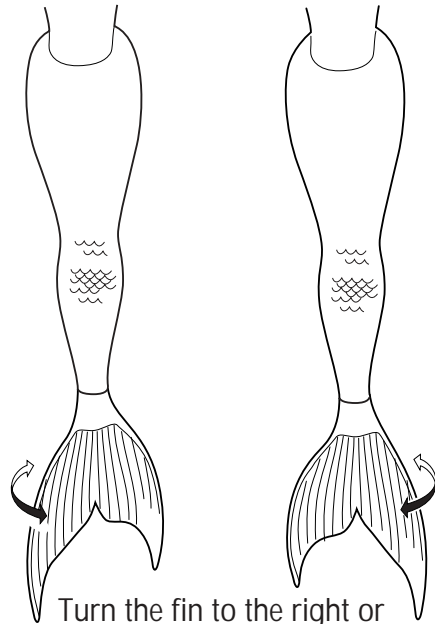
WE ARE DEDICATED TO QUALITY PRODUCTS.

⚠ WARNING:
CHOKING HAZARD – Small parts.
Not for children under 3 years.

Make me "swim" and my mermaid tail splash water!



Attach the fin to your mermaid's tail.



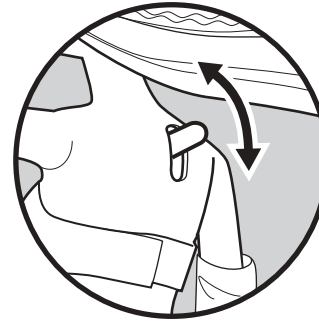
Turn the fin to the right or to the left. Do not force the fin to turn more than shown.

Squeeze the sides of the doll's hips, and her mermaid tail bends at the knees.

You can also bend her knees using your hands.



My head and arms really move!



Move the lever on doll's back to move doll's head and arms.

Position the arms several ways: out, up, down, one arm up, one down.

