



Fisher-Price®



Sparkling Symphony™ Stacker

Instructions

Product Number 71989



Please save these instructions for future reference.
Requires three "AA" batteries (included) for operation.
Batteries must be replaced by an adult.
Tool required for battery replacement: Phillips screwdriver
(not included).



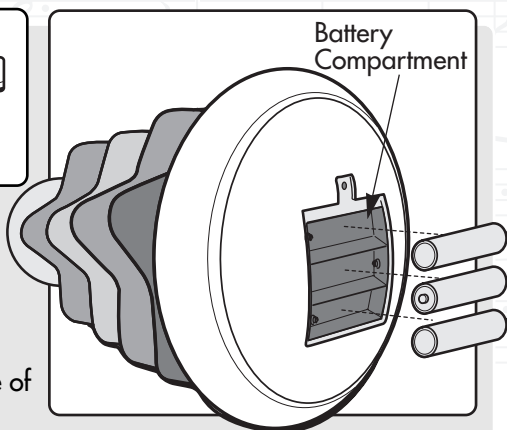
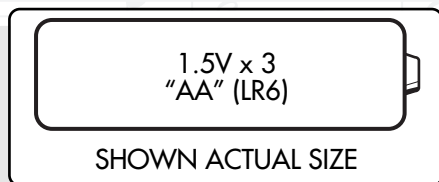
If you have any questions, please call Fisher-Price® Consumer Affairs,
toll-free at **1-800-432-KIDS**, 8 AM - 5 PM EST Monday through Friday.
Hearing-impaired consumers using TTY/TDD equipment, please call 1-800-382-7470.
Or, write to: Fisher-Price® Consumer Affairs,
636 Girard Avenue, East Aurora, New York 14052.

www.fisher-price.com



Battery Replacement

Helpful Hint: For best performance, we recommend you replace the batteries that came in this toy with three, new, "AA" (LR6) alkaline batteries upon purchase. For longer battery life, we recommend use of alkaline batteries.



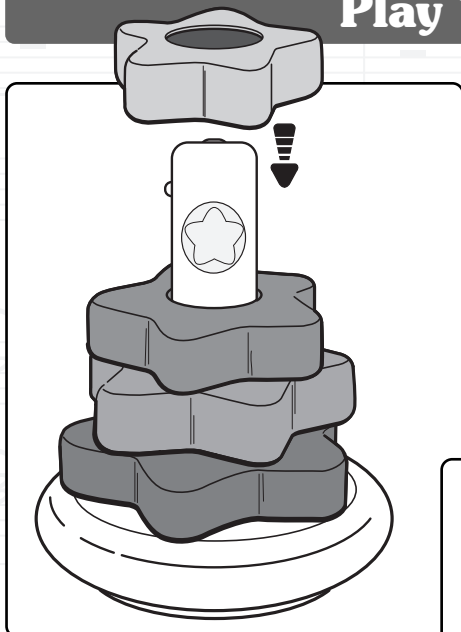
- Locate the battery compartment on the underside of the base.
- Loosen the screw in the battery compartment door using a Phillips screwdriver and remove the door.
- Remove used batteries and dispose of them safely.
- Insert three, new "AA" (LR6) alkaline batteries as indicated inside the battery compartment.
- To replace the battery compartment door, fit the tabs on the battery compartment door into the slots on the base and lower the door.
- Tighten the screw with a Phillips screwdriver. Do not over-tighten.

Battery Tips




- Do not mix old and new batteries.
- Do not mix different types of batteries: alkaline, standard (carbon-zinc) or rechargeable (nickel-cadmium).
- Remove the batteries during long periods of non-use. Always remove exhausted batteries from the toy. Battery leakage and corrosion can damage this toy. Dispose of batteries safely.
- Never short circuit the battery terminals.
- Non-rechargeable batteries are not to be recharged.
- Only batteries of the same or equivalent type as recommended in the "Battery Replacement" instructions are to be used.
- If removable rechargeable batteries are used, they are only to be charged under adult supervision.
- Rechargeable batteries are to be removed from the toy before they are charged.
- If you use a battery charger, it should be examined regularly for damage to the cord, plug, enclosure and other parts. Do not use a damaged battery charger until it has been properly repaired.
- When sound or lights from this toy become faint, or when there is no sound or lights, it's time to change the batteries!

Play Time!



- Slide the star-shaped rings onto the base. Baby will love to hear the “sparkling” sounds and watch the lights “twinkle” each time a ring slides up or down the base.

- Place the smiling face on the top of the stacker and press down to hear a mix of classical and nursery rhyme melodies!



Care

- Wipe the base, rings and smiling face with a damp cloth to clean.
Never immerse the base.

FCC Note (United States Only)

Note: This equipment has been tested and found to comply with the limits for a Class B digital device, pursuant to Part 15 of the FCC Rules. These limits are designed to provide reasonable protection against harmful interference in a residential installation. This equipment generates, uses and can radiate radio frequency energy and, if not installed and used in accordance with the instructions, may cause harmful interference to radio communications. However, there is no guarantee that interference will not occur in a particular installation. If this equipment does cause harmful interference to radio or television reception, which can be determined by turning the equipment off and on, the user is encouraged to try to correct the interference by one or more of the following measures:

- Reorient or relocate the receiving antenna.
- Increase the separation between the equipment and receiver.
- Consult the dealer or an experienced radio/TV technician for help.



If you have any questions about this product:

In Canada, call **1-800-567-7724**, or write to: Mattel Canada Inc., 6155 Freemont Blvd., Mississauga, Ontario L5R 3W2.

In Great Britain, telephone 01628 500303.

In Australia, Mattel Australia Pty. Ltd., 658 Church Street, Locked Bag #870, Richmond, Victoria 3121 Australia. Consumer Advisory Service 1-800-800-812 (valid only in Australia).