

Fisher-Price®

Switch Board™

Instructions

Product Number: 72889



Please save these instructions for future reference.

No assembly is required.

Adult assistance is required to adjust the handle up or down.

Ages 5 years and up.

Weight limit: 100 lbs (45 kg).



WARNING

To prevent injury:


- Keep away from cars and streets.
- Always wear protective equipment including helmet, wrist guards, knee pads and elbow pads.

IMPORTANT! Please take a few moments to review the following safety tips with your rider.

- Be sure an adult adjusts the handle up for scooter use and down for skateboard use.
- Your rider should wear shoes or sneakers that provide good support.
- Your rider should not wear open-toe shoes.
- Your rider should wear a helmet, knee pads, wrist guards and elbow pads to guard against bumps and bruises.
- Keep loose laces and pant legs away from the wheels.
- Supervise beginners. Hold the beginner's hand and guide the new rider along a smooth, level surface.
- Choose areas for riding that are free of obstacles, and avoid wet or uneven surfaces.
- Make sure your rider never rides on streets, roadways and driveways which enter vehicle traffic routes.
- Towing riders with bicycles or cars is unsafe.

Adjusting the Trucks

The Switch Board™ trucks are adjusted at the factory to the stiffest setting (for beginner use). The stiff setting provides the greatest stability. As your child becomes more comfortable and is better able to balance on Switch Board™, you can adjust the trucks (to a loose setting) to allow greater steering control.



- Turn Switch Board™ upside-down on a flat surface. Locate both trucks (on each end).

Hint: Be sure to place a sheet or towel on the surface to protect it.

- Using an adjustable wrench:
 - Turn each nut clockwise for a stiff setting.
 - Turn each nut counter-clockwise for a loose setting.

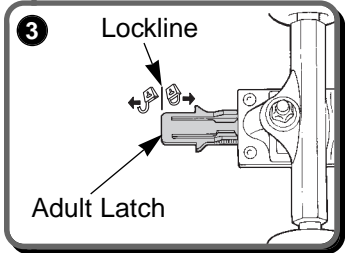
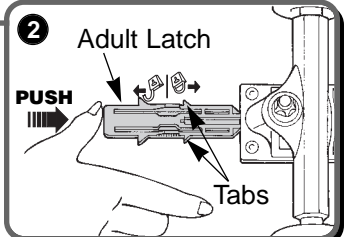
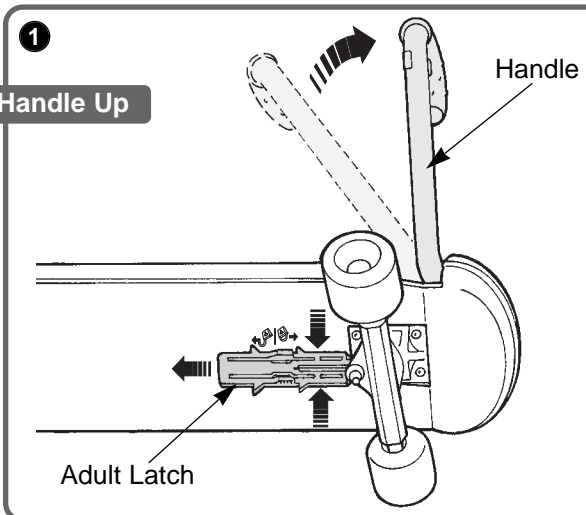
Hint: You should not need to loosen the nut more than a few turns for a loose setting.

IMPORTANT! Check to be sure you have not loosened the trucks too much! Pull on both trucks. The trucks should remain on Switch Board™. If you can remove either of them, you have loosened the truck(s) too much. Replace the truck(s) and tighten the nut(s) clockwise with an adjustable wrench.

Scooter



Note: Protective equipment in this illustration is not included with this toy.



- Place Switch Board™ on its side with the handle facing up.
- Squeeze the sides of the adult latch and pull it out completely . While holding the adult latch out with one hand, pull the handle outward slightly (about two inches) with the other hand. Release the adult latch ❶.
- Continue to rotate the handle to the upright position.
- **Push the adult latch until the tabs “snap” into place ❷ and ❸. Make sure you hear a “snap”. The end of the adult latch should align with the lock line .**
- Position Switch Board™ upright. Push the handle back to be sure it is secure.

Hint: Make sure your rider stands on the middle of the target for balance!

Care

- Periodically inspect Switch Board™ for wear or damage. Check all nuts and bolts and tighten as required.
- To clean, use a mild soap and water solution and clean cloth. Rinse clean with water to remove soap residue.
- This product has no consumer serviceable parts. Please do not take this product apart.

Consumer Information



Questions?

We'd like to hear from you!

Call Fisher-Price® Consumer Affairs, toll-free at **1-800-432-KIDS**, 8 AM - 5 PM EST Monday through Friday. Hearing-impaired consumers using TTY/TDD equipment, please call 1-800-382-7470. Or, write to: Fisher-Price® Consumer Affairs, 636 Girard Avenue, East Aurora, New York 14052.

www.fisher-price.com

If you have any questions about this product:

In Canada, call **1-800-567-7724**, or write to: Mattel Canada Inc., 6155 Freemont Blvd., Mississauga, Ontario L5R 3W2

In Great Britain, telephone **01628 500303**.

In Australia, call the Consumer Advisory Service at 1-800-800-812 (valid only in Australia), or write to: Mattel Australia Pty., Ltd., 658 Church Street, Locked Bag #870, Richmond Victoria 3121 Australia.

Fisher-Price, Inc., a subsidiary of Mattel, Inc., East Aurora, NY 14052 U.S.A.

©1999 Mattel, Inc. All Rights Reserved. © and ™ designate U.S. trademarks of Mattel, Inc.