

Fisher-Price®

Rescue Heroes™ Quick Response Vehicle™

Instructions

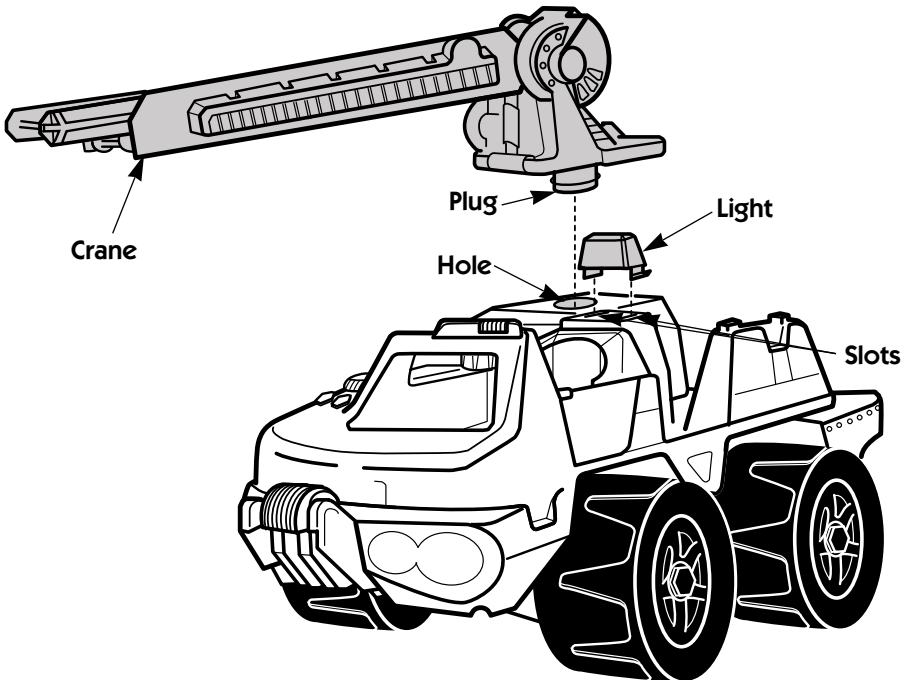
Model Number: 77079

- Adult assembly is required. No tools are necessary for assembly.
- Please keep these instructions for future reference.

⚠ CAUTION

This is not a ride-on toy.


Assembly

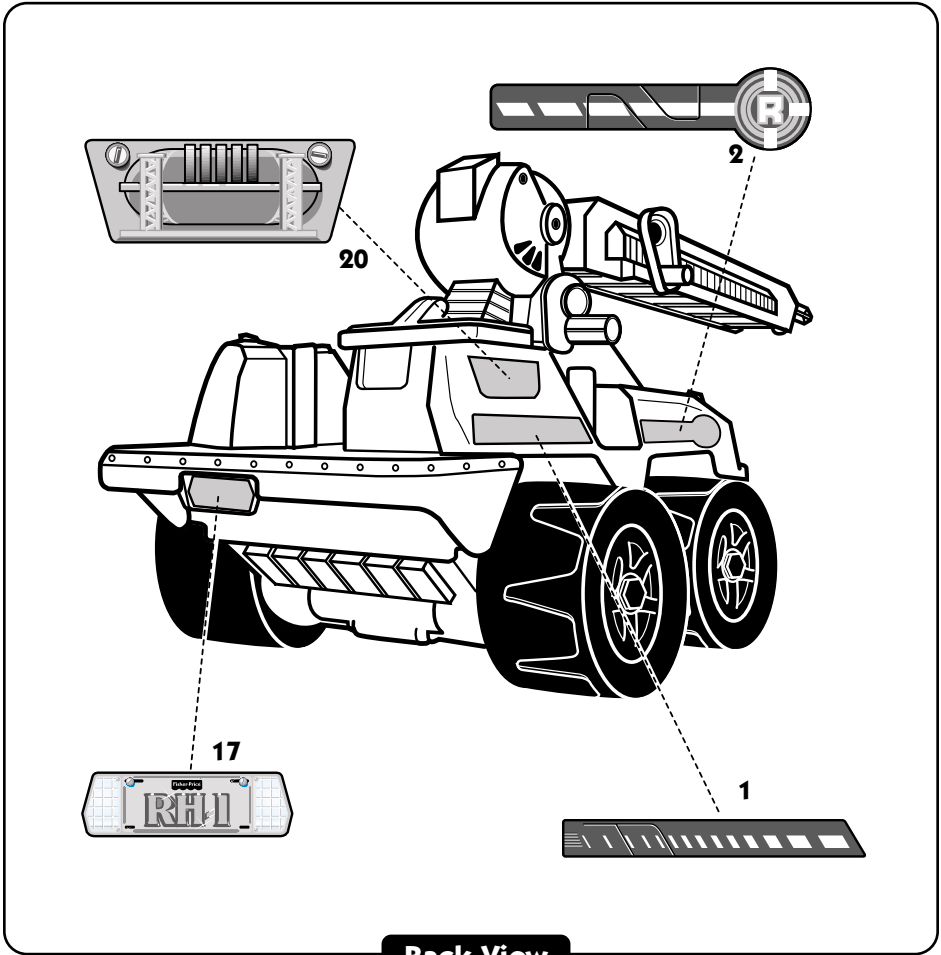


- Insert the crane plug into the hole in the top of the vehicle. While pushing down, rock the crane back and forth until the plug snaps into place. Pull up on the crane to be sure it is secure.
- Insert and snap the tabs on the light into the slots in the top of the vehicle.

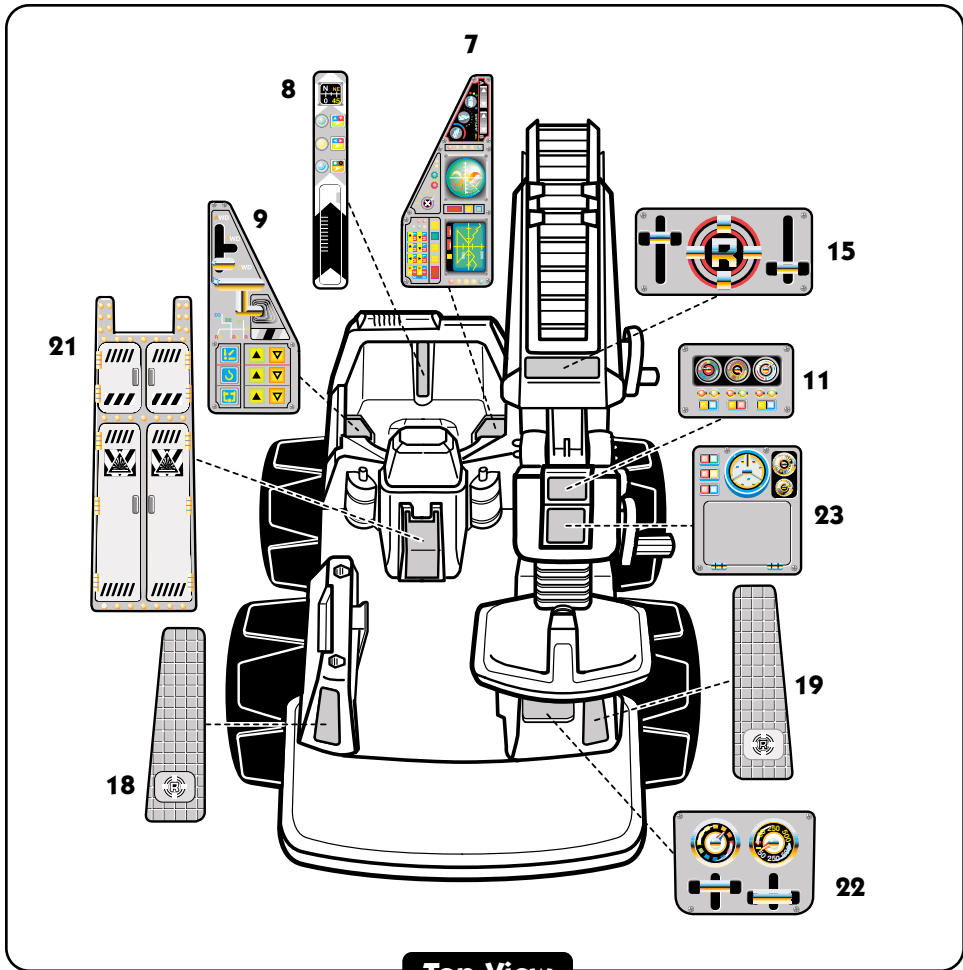
Label Application

- Make sure the areas where the labels will be applied are clean and dry.
- Apply the labels as indicated in the illustrations.
- For best results, avoid applying the labels more than once.





Back View



Top View



Questions? We'd like to hear from you!

Call Fisher-Price® Consumer Affairs, toll-free at **1-800-432-KIDS**, 8 AM - 6 PM EST Monday through Friday. Hearing-impaired consumers using TTY/TDD equipment, please call 1-800-382-7470. Or, write to: Fisher-Price® Consumer Affairs, 636 Girard Avenue, East Aurora, New York 14052.

CANADA, Mattel Canada Inc., 6155 Freemont Blvd., Mississauga, Ontario L5R 3W2. Questions? 1-800-567-7724. **GREAT BRITAIN**, Mattel U.K., Ltd., Helpline: 01628 500302. **AUSTRALIA**, Mattel Australia Pty. Ltd., 658 Church Street, Locked Bag #870, Richmond, Victoria 3121 Australia. Consumer Advisory Service 1 800 800 812 (valid only in Australia).