

GROW TO PRO[®]

Learn to Hit Baseball[™]

Model Number: 77208



Please keep this instruction sheet for future reference,
as it contains important information.

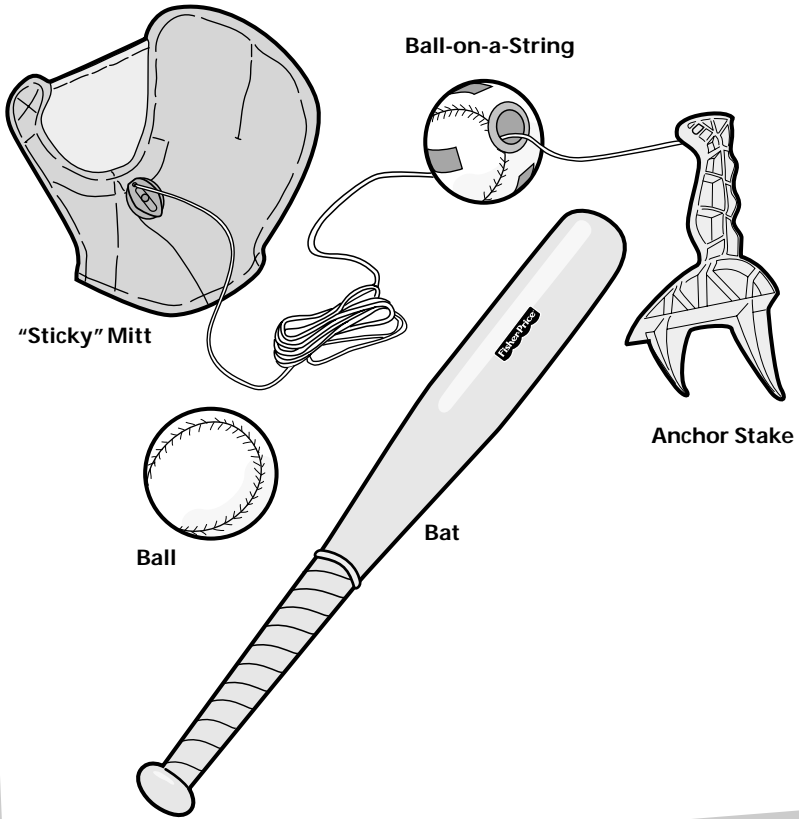
Adult assembly is required.

No tools are required for set-up.

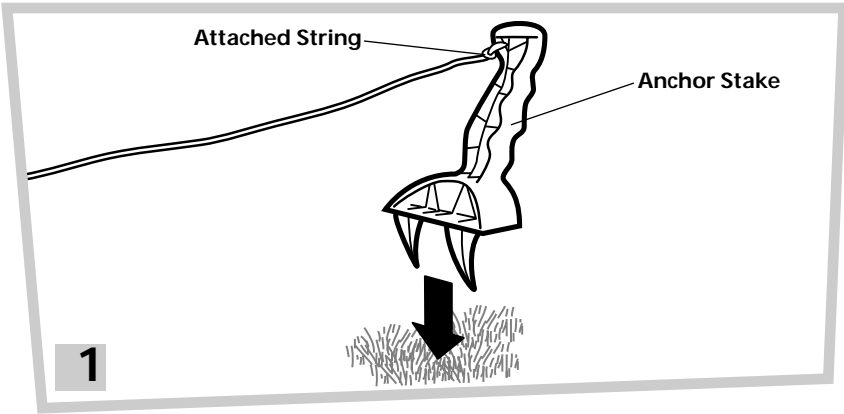
Fisher-Price[®]

www.fisher-price.com

Parts

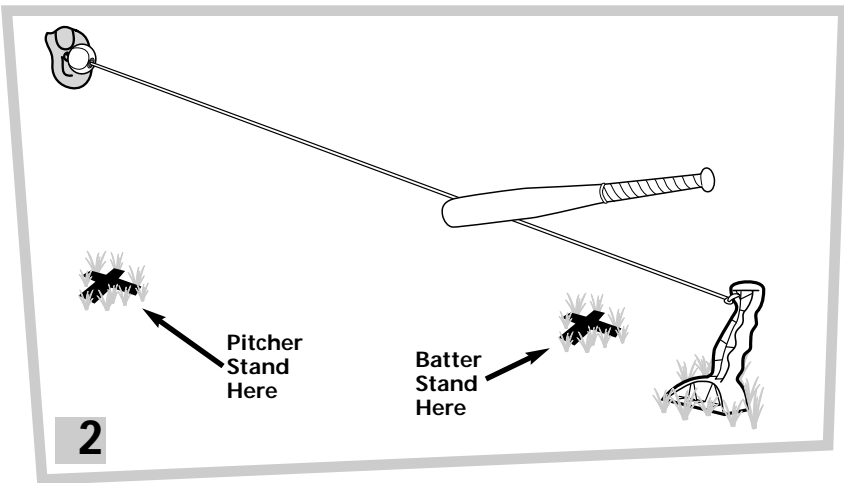


Set-Up



- Press the anchor stake fully into the ground in the area where your batter will stand. Be sure that the side of the anchor stake where the string is attached, faces the pitching area.

Hint: If the soil is very hard, try pouring a bucket of water on the ground before so the anchor stake can be pressed in easier.




Pitcher: Hold the attached ball and mitt at a distance so that the string is taught.

Hint: For left-handed use, please refer to the Left-Handed Pitchers section on page 5.

Batter: Step up to the string so that it meets the bat at a comfortable swinging height.

Batter Up!



3

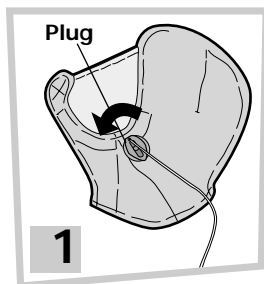
Pitcher: Push the ball down the string at an appropriate speed for your batter's skill level.

Batter: Swing and hit the ball. The ball travels back up the string and sticks into the pitcher's mitt.

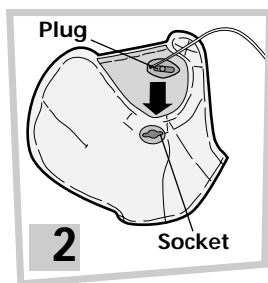
Hint: As your batter's skill improves, use the loose ball to practice hitting a real pitch!

Left-Handed Pitchers

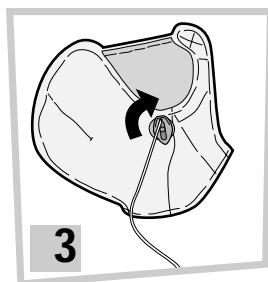
To convert from a right-handed to a left-handed mitt, follow these steps:



- Grasp the string plug and rotate it a $\frac{1}{4}$ turn counter-clockwise. Pull and remove the plug from the socket.



- Turn the mitt over.
- Fit the plug into the socket on the other side of the glove.



- Rotate the plug a $\frac{1}{4}$ turn clockwise to secure it in the socket. Be sure the string attachment to the plug is downward.

Hint: Use the same procedure to convert back to a right-handed mitt.

Care

- To clean, wipe all parts with a clean cloth dampened with a mild soap and water solution.
- Do not immerse this toy.

Consumer Information

Questions? We'd like to hear from you!

Call Fisher-Price® Consumer Relations, toll-free at **1-800-432-KIDS**, 8 AM - 6 PM EST Monday through Friday. Hearing-impaired consumers using TTY/TDD equipment, please call 1-800-382-7470.

Or, write to:
Fisher-Price® Consumer Relations
636 Girard Avenue
East Aurora, New York 14052

For other countries, outside the United States:

Canada: call **1-800-567-7724**, or write to: Mattel Canada Inc., 6155 Freemont Blvd., Mississauga, Ontario L5R 3W2.

Great Britain: telephone 01628 500303.

Australia: Mattel Australia Pty. Ltd., 658 Church Street, Locked Bag #870, Richmond, Victoria 3121 Australia. Consumer Advisory Service 1300 135 312.

New Zealand: 16-18 William Pickering Drive, Albany 1331, Auckland.

Fisher-Price, Inc., a subsidiary of Mattel, Inc., East Aurora, NY 14052 U.S.A.

©2001 Mattel, Inc. All Rights Reserved. ® and ™ designate U.S. trademarks of Mattel, Inc.