


Fisher-Price® **Kasey**
the
Kinderbot™
LEARNING SYSTEM



*Science –
Wonderful World™*

Let's
explore
together!



Discover what's possible™...www.fisher-price.com

Getting Started

Please keep this manual for future reference, as it contains important information.

Before inserting the software cartridge, turn power off by pressing the On/Off button on the top of Kasey's foot. Insert the software cartridge into the software port and Kasey automatically turns back on!



Consumer Information

Questions? We'd like to hear from you!

Call Fisher-Price® Consumer Relations, toll-free at **1-800-432-KIDS**, 8 AM- 6 PM EST Monday through Friday. Hearing-impaired consumers using TTY/TDD equipment, please call 1-800-382-7470. Or, write to:

Fisher-Price®
Consumer Relations
636 Girard Avenue
East Aurora, New York 14052

For other countries, outside the United States:

Canada: call 1-800-567-7724, or write to: Mattel Canada Inc.,
6155 Freemont Blvd., Mississauga, Ontario L5R 3W2.

Great Britain: telephone 01628 500302.

Australia: Mattel Australia Pty. Ltd., 658 Church Street, Locked Bag #870,
Richmond, Victoria 3121 Australia. Consumer Advisory Service 1300 135 312.

New Zealand: 16-18 William Pickering Drive, Albany 1331, Auckland.



What Do You Want to Explore?


Choose a game or activity from the Main Menu: **Talk About the Weather**, **Play Wacky Water Experiments**, **Zoom in Close** and **Discover Things in Motion**. Press a colored selection button to make your choice.

Talk About the Weather

*Press the red selection button.
The forecast is bright for learning
about weather, seasons and clothing.*

Play Wacky Water Experiments

*Press the blue selection button. Some
things float, some things sink.*



Zoom in Close

*Press the yellow selection button.
Help Chip™ figure out what's inside
the magnifying glass.*

Discover Things in Motion


*Press the green selection button.
Explore things in motion with Kasey.
A teeter-totter goes up and down but
a windmill spins around and around.*

Home Button

Press the Home Button to return to the Main Menu at any time.




Talk About the Weather



- Listen to the description of the weather. Chip™ shows you the clothing you wear or tools you use in that type of weather.

Hint: Press any colored selection button to go to a question.



- Help Kasey figure out what Chip™ could use. Listen to Kasey's question. Press any colored selection button to choose an object and answer Kasey's question.


Hint: If you choose incorrectly, Kasey asks you to try again. After a third incorrect response, Kasey helps you out by showing you the correct answer.




Talk About the Weather

Red Selection Button

Blue Selection Button



- It's time for a fun song — sing along!




- To play the tune again, press the red selection button (for yes) or press the blue selection button (for no) to return to the Main Menu.






Play Wacky Water Experiments

**Yellow
Selection
Button**





**Green
Selection
Button**



- Let's do a water experiment. Choose an object by pressing the yellow or green selection button and see whether it floats or sinks.


Hints:

- Press the blue selection button to repeat .
- Press the red selection button to go directly to Quiz mode  (see the next page for instructions).

- A bowling ball sinks.




Play Wacky Water Experiments



- After learning about what floats and what sinks, it's time for a few questions.
- Listen to Kasey's question. Press a selection button to answer the question.


Hint: If you choose incorrectly, Kasey asks you to try again. After a third incorrect response, Kasey helps you out by showing you the correct answer.






Zoom in Close


Let's zoom in close.



- Let's zoom in. Press the green selection button.



- That's close. Let's zoom in again. Press the green selection button.





- That's even closer. Let's zoom in one more time! Press the green selection button.




- That's really, really close.

Hints:

- Press the yellow selection button to zoom out!
- Press the blue selection button to identify the animal or object .
- Press the red selection button to go directly to Quiz mode  (see the next page for instructions).



Zoom in Close




- It's time for a few questions. Help Kasey figure out what's inside the magnifying glass (it's in the top left corner on the screen).

Hint: Press the red selection button to repeat Kasey's question.


- Press the blue, yellow or green selection button to answer Kasey's question.

Hint: If you choose incorrectly, Kasey asks you to try again. After a third incorrect response, Kasey helps you out by showing you the correct answer.






Zoom in Close





- It's time to move. Let's pretend it's cold outside.







Discover Things in Motion




- Let's explore how things move. Some things go up and down and some go around and around. Press the yellow or green selection button to select an object and learn how it moves.
- A teeter-totter goes up and down.

Hints:

- Press the blue selection button to repeat .
- Press the red selection button to go directly to Quiz mode  (see the next page for instructions).




Discover Things in Motion




- After learning how things move, it's time for a few questions.
- Listen to Kasey's question. Press a colored selection button to answer the question.

Hint: If you choose incorrectly, Kasey asks you to try again. After a third incorrect response, Kasey helps you out by showing you the correct answer.

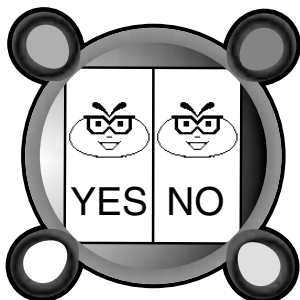




Discover Things in Motion



- Sing a fun song with Kasey and Chip™, and turn your waist, touch your toes, spin your arms and more!



- To sing and dance again, press the red selection button (for yes) or the blue selection button (for no) and return to the Main Menu.

Care

- Keep water, sand and dirt off of this cartridge.
- Keep this cartridge away from direct sunlight and excessive heat.
- Do not immerse the cartridge. Simply wipe the outside of the cartridge with a cloth to clean.
- This cartridge has no consumer serviceable parts. Please do not take this cartridge apart.


One (1) Year Limited Warranty

Fisher-Price, Inc., 636 Girard Avenue, East Aurora, New York 14052 warrants Kasey the Kinderbot™ Science – Wonderful World™ is free from all defects in material and workmanship when used under normal conditions for a period of one (1) year from the date of purchase.

Should the product fail to perform properly, we will repair or replace it at our option, free of charge. Purchaser is responsible for shipping the product to Consumer Relations at the address indicated above and for all associated freight and insurance cost. Fisher-Price, Inc. will bear the cost of shipping the repaired or replaced item to you. **This warranty is void if the owner repairs or modifies the product. This warranty excludes any liability other than that expressly stated above including but not limited to any incidental or consequential damages.**

SOME STATES DO NOT ALLOW THE EXCLUSION OR LIMITATION OF INCIDENTAL OR CONSEQUENTIAL DAMAGES, SO THE ABOVE LIMITATION OR EXCLUSION MAY NOT APPLY TO YOU.

THIS WARRANTY GIVES YOU SPECIFIC LEGAL RIGHTS, AND YOU MAY ALSO HAVE OTHER RIGHTS WHICH MAY VARY FROM STATE TO STATE.



Fisher-Price, Inc., a subsidiary of Mattel, Inc., East Aurora, NY 14052 U.S.A.
©2002 Mattel, Inc. All Rights Reserved. © and ™ designate U.S. trademarks of Mattel, Inc.

Printed in China

77229pr-0920