



# Jake Justice™ Police Officer

## Instructions

Product Number 77459



**Adult assembly is required.**

**Requires three, alkaline button cell batteries (LR44 or equivalent) for operation (included).**

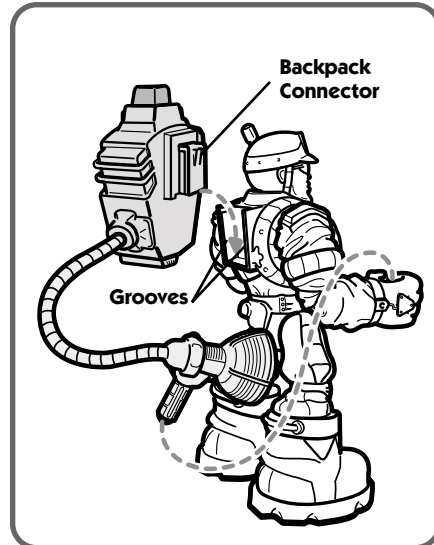
**Tool required to replace batteries: Phillips screwdriver (not included).**

**Please keep these instructions for future reference.**

**Fisher-Price®**

## Getting Ready for Rescue


**IMPORTANT!** Attachment of the connector to Jake Justice™ is a permanent assembly.



- Position the backpack and the figure upright.
- Slide the backpack connector into the grooves on the back of the figure **until you hear a "click"**.
- Slide the backpack up to remove it from the figure. **The connector should remain attached to the figure.**

## Let's Go ....

**Note:** The words in quotes show you a random response by Jake Justice™. Jake Justice™ can say over 100 rescue phrases!



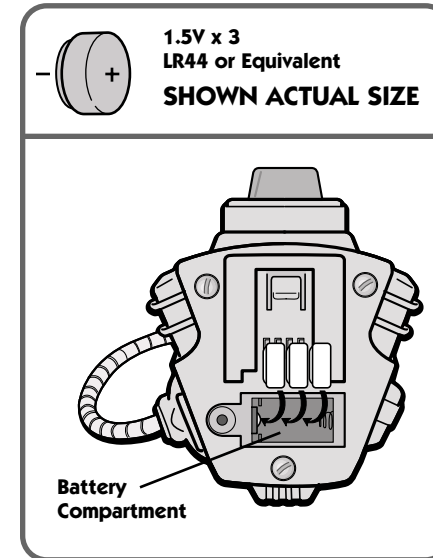
- Fit the backpack onto the connector on the figure's back.
- Press the button on the backpack to hear Jake Justice™ talk and watch the light flash!

**"This is Jake Justice™. Roger, police patrol is in place?"**

- Press the button again to hear more phrases from Jake Justice™!

**Hint:** If sound or light from the backpack becomes faint or stops, it's time for an adult to change the batteries.

## Battery Replacement



- Remove the backpack from the figure.
- Loosen the screw in the battery compartment door with a Phillips screwdriver and remove the door.
- Carefully remove the exhausted batteries from the battery compartment. Properly discard the used batteries.
- Insert three, new, alkaline button cell batteries (LR44 or equivalent) in the battery compartment as shown. Make sure the flat side of each battery (printed with the battery designation) faces the spring.

**Hint:** We recommend using alkaline batteries for longer battery life.

- Replace the battery compartment door and tighten the screw with a Phillips screwdriver. Do not over-tighten.

### Battery Tips

- Do not mix old and new batteries.
- Do not mix different types of batteries: alkaline, standard (carbon-zinc) or rechargeable (nickel-cadmium).

- Remove the batteries during long periods of non-use. Always remove exhausted batteries from the toy. Battery leakage and corrosion can damage this toy. Dispose of batteries safely.
- Never short circuit the battery terminals.
- Non-rechargeable batteries are not to be recharged.
- Only batteries of the same or equivalent type as recommended in the Battery Replacement Instructions are to be used.
- If removable rechargeable batteries are used, they are only to be charged under adult supervision.
- Rechargeable batteries are to be removed from the toy before they are charged.
- If you use a battery charger, it should be examined regularly for damage to the cord, plug, enclosure and other parts. Do not use a damaged battery charger until it has been properly repaired.

## Care

- To clean, wipe the surface of this toy with a damp cloth. Do not immerse this toy.
- If sound or light from this toy becomes faint, or if there is no sound or light, remove the batteries and dispose of them safely. Replace the batteries with three, new alkaline button cell batteries (LR44 or equivalent).
- This toy has no consumer serviceable parts. Please do not take this toy apart.

## Consumer Information

If you have any questions, please call Fisher-Price Consumer Affairs, toll-free at **1-800-432-KIDS**, 8 AM - 5 PM EST Monday through Friday. Hearing-impaired consumers using TTY/TDD equipment, please call 1-800-382-7470. Or, write to: Fisher-Price Consumer Affairs, 636 Gird Avenue, East Aurora, New York 14052.

Fisher-Price, Inc.  
a subsidiary of Mattel, Inc.  
East Aurora, New York 14052, U.S.A.  
©2000 Mattel, Inc. All Rights Reserved.  
® and ™ designate U.S.  
trademarks of Mattel, Inc.

**FCC Note**  
**(United States Only)**

Note: This equipment has been tested and found to comply with the limits for a Class B digital device, pursuant to Part 15 of the FCC Rules. These limits are designed to provide reasonable protection against harmful interference in a residential installation. This equipment generates, uses and can radiate radio frequency energy and, if not installed and used in accordance with the instructions, may cause harmful interference to radio communications. However, there is no guarantee that interference will not occur in a particular installation. If this equipment does cause harmful interference to radio or television reception, which can be determined by turning the equipment off and on, the user is encouraged to try to correct the interference by one or more of the following measures:

- Reorient or relocate the receiving antenna.
- Increase the separation between the equipment and receiver.
- Consult the dealer or an experienced radio/TV technician for help.

**One (1) Year Limited Warranty**

Fisher-Price, Inc., 636 Girard Avenue, East Aurora, New York 14052 warrants that Voice Tech™ Rescue Heroes™ Jake Justice™ Police Officer is free from all defects in material and workmanship when used under normal conditions for a period of one (1) year from the date of purchase.

Should the product fail to perform properly, we will repair or replace it at our option, free of charge. Purchaser is responsible for shipping the product to Consumer Affairs at the address indicated above and for all associated freight and insurance cost. Fisher-Price, Inc. will bear the cost of shipping the repaired or replaced item to you. This warranty is void if the owner repairs or modifies the product. This warranty excludes any liability other than that expressly stated above including but not limited to any incidental or consequential damages.


**SOME STATES DO NOT ALLOW THE EXCLUSION OR LIMITATION OF INCIDENTAL OR CONSEQUENTIAL DAMAGES, SO THE ABOVE LIMITATION OR EXCLUSION MAY NOT APPLY TO YOU.**

**THIS WARRANTY GIVES YOU SPECIFIC LEGAL RIGHTS, AND YOU MAY ALSO HAVE OTHER RIGHTS WHICH MAY VARY FROM STATE TO STATE.**

If you have any questions about this product:  
In Canada, call 1-800-567-7724, or write to:  
Mattel Canada Inc., 6155 Freemont Blvd., Mississauga, Ontario L5R 3W2.  
In Great Britain, telephone 01628 500303.  
In Australia, Mattel Australia Pty. Ltd., 658 Church Street, Locked Bag #870, Richmond, Victoria 3121  
Australia Consumer Advisory Service 1-800-800-812 (valid only in Australia).

**Collect the entire Voice Tech™ team!**

Voice Tech™ Rescue Heroes interact with Voice Tech™ Fire Truck and Jet! (Each sold separately.)



**77457**  
**Billy Blazes™**  
**Firefighter**

**77459**  
**Jake Justice™**  
**Police Officer**

**77458**  
**Jack Hammer™**  
**Construction Expert**

**77460**  
**Wendy Waters™**  
**Firefighter**



**77164**  
**Quick Response™ Voice Tech™ Jet**  
**(Figure sold separately.)**



**77455**  
**Quick Response™ Voice Tech™ Fire Truck**  
**(Figures sold separately.)**