

# Fisher-Price®



## Family Van

77983



## Garbage Truck

77982



Product features may vary from the pictures above. Each sold separately.



Please keep this instruction sheet for future reference, as it contains important information.

Family Van requires 3 “AA”  
**alkaline** batteries.

Garbage Truck requires 2 “AA”  
**alkaline** batteries.

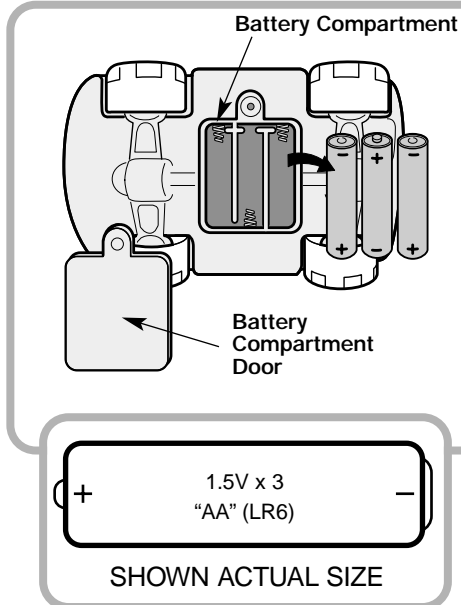
Adult assembly is required for  
battery replacement.

Tool required for battery replacement:  
Phillips screwdriver (not included).

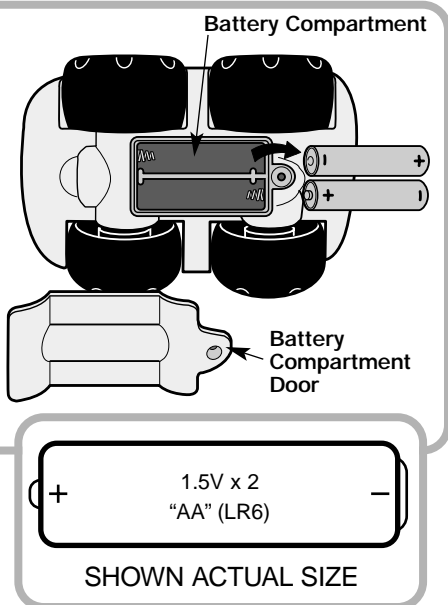
[www.fisher-price.com](http://www.fisher-price.com)

# Battery Replacement

## Family Van



## Garbage Truck



For best performance, we recommend replacing the batteries that came with this toy with new alkaline batteries.

- Locate the battery compartment on the bottom of the toy.
- Loosen the screw in the battery compartment door with a Phillips screwdriver. Remove the battery compartment door.
- Insert "AA" (LR6) **alkaline** batteries as indicated inside the battery compartment, as shown above.

**Hint:** We recommend using **alkaline** batteries for longer battery life.

- Replace the battery compartment door and tighten the screw with a Phillips screwdriver. Do not over-tighten.

### Battery Tips


- Do not mix old and new batteries.
- Do not mix different types of batteries: alkaline, standard (carbon-zinc) or rechargeable (nickel-cadmium).
- Remove the batteries during long periods of non-use. Always remove

exhausted batteries from the toy. Battery leakage and corrosion can damage this toy. Dispose of batteries safely.

- Do not dispose of batteries in a fire. The batteries may explode or leak.
- Never short circuit the battery terminals.
- Non-rechargeable batteries are not to be recharged.
- Only batteries of the same or equivalent type as recommended in the "Battery Replacement" instructions are to be used.
- If removable rechargeable batteries are used, they are only to be charged under adult supervision.
- Rechargeable batteries are to be removed from the toy before they are charged.
- If you use a battery charger, it should be examined regularly for damage to the cord, plug, enclosure and other parts. Do not use a damaged battery charger until it has been properly repaired.


## Linda™ and Baby Ashley™ are Ready to Roll!

- Press the button to hear music and fun sounds! **Giggle! Beep-beep! Waah!**
- To hear more sounds, press the button again and again!
- Open the hatch to store the stroller in the trunk.



## Here Comes the Garbage Truck!

- Rotate the crank up to open the compactor door. **Clank-clank!**
- Place the garbage can in the compactor.
- Rotate the crank down to close the compactor door. **Crunch-crunch!**
- Rotate the crank up to open the compactor door.



## Care

- Wipe this toy with a clean cloth dampened with a mild soap and water solution. Do not immerse this toy.
- This toy has no consumer serviceable parts. Please do not take this toy apart.

**Note:** The phrases and sound effects shown in bold type are random responses by this toy. This toy may respond differently than shown.

## FCC Statement (United States Only)

**Note:** This equipment has been tested and found to comply with the limits for a Class B digital device, pursuant to Part 15 of the FCC Rules. These limits are designed to provide reasonable protection against harmful interference in a residential installation. This equipment generates, uses and can radiate radio frequency energy and, if not installed and used in accordance with the instructions, may cause harmful interference to radio communications. However, there is no guarantee that interference will not occur in a particular installation. If this equipment does cause harmful interference to radio or television reception, which can be determined by turning the equipment off and on, the user is encouraged to try to correct the interference by one or more of the following measures:

- Reorient or relocate the receiving antenna.
- Increase the separation between the equipment and receiver.
- Consult the dealer or an experienced radio/TV technician for help.

**CAUTION:** Changes or modifications not expressly approved by the manufacturer responsible for compliance could void the user's authority to operate the equipment.

## Consumer Information

### Questions? We'd like to hear from you!

Call Fisher-Price® Consumer Relations, toll-free at **1-800-432-KIDS**, 8 AM - 6 PM EST Monday through Friday. Hearing-impaired consumers using TTY/TTD equipment, please call 1-800-382-7470. Or, write to: Fisher-Price® Consumer Relations, 636 Girard Avenue, East Aurora, New York 14052.

For other countries, outside the United States:

**Canada:** call 1-800-567-7724, or write to: Mattel Canada Inc., 6155 Freemont Blvd., Mississauga, Ontario L5R 3W2.

**Great Britain:** telephone 01628 500303.

**Australia:** Mattel Australia Pty. Ltd., 658 Church Street, Locked Bag #870, Richmond, Victoria 3121 Australia. Consumer Advisory Service 1300 135 312.

**New Zealand:** 16-18 William Pickering Drive, Albany 1331, Auckland.

Fisher-Price, Inc., a subsidiary of Mattel, Inc., East Aurora, NY 14052 U.S.A.

©2001 Mattel, Inc. All Rights Reserved. © and ™ designate U.S. trademarks of Mattel, Inc.