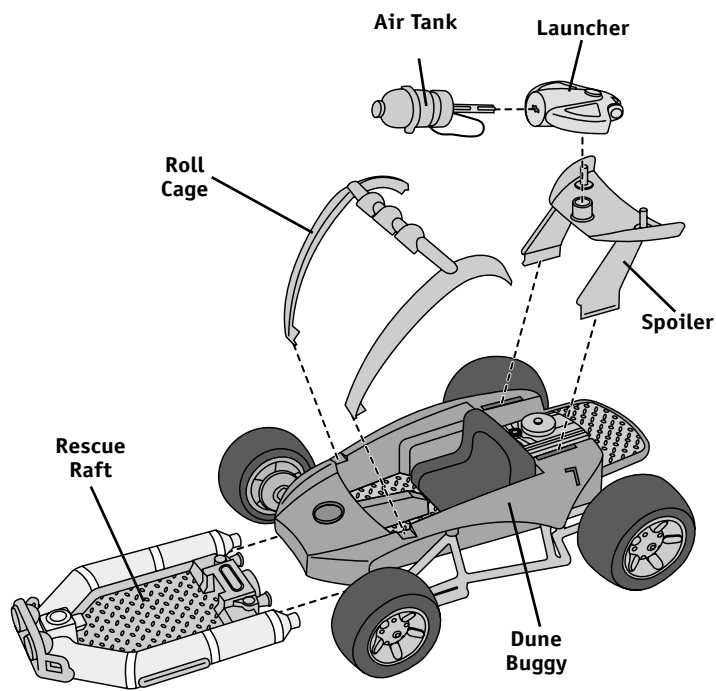


## PARTS

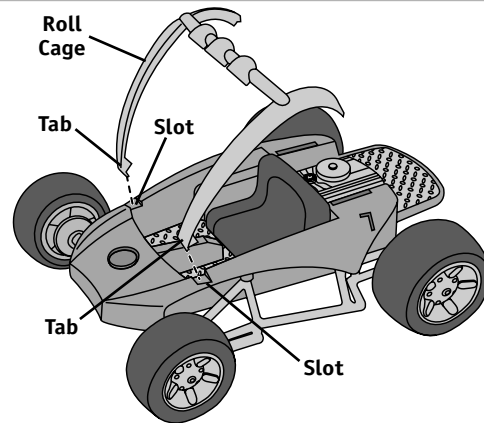
### ⚠ CAUTION

- Do not launch the air tank at close range.
- Only use the projectile (air tank) supplied with this toy.
- Do not fire at people or animals.

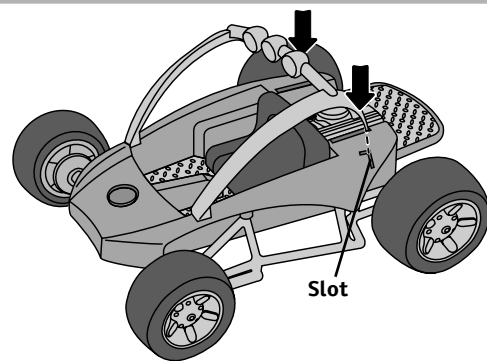


2

## ASSEMBLY



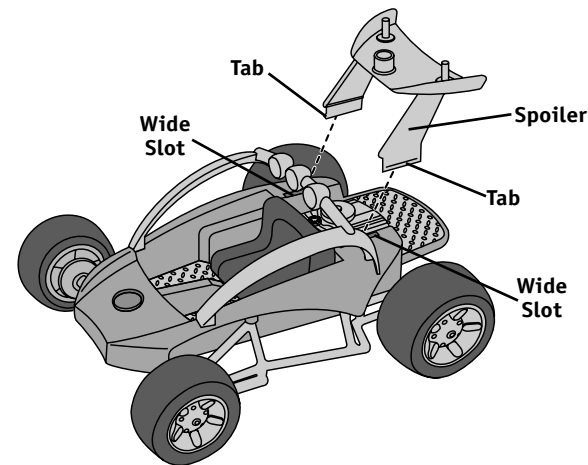
- Insert and "snap" the tabs on the front of the roll cage into the slots near the front of the dune buggy as shown.



- Insert and "snap" the tabs on the other end of the roll cage into the slots near the back of the dune buggy.

3

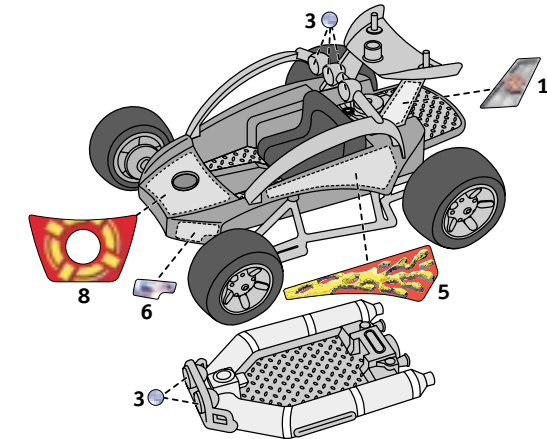
## ASSEMBLY



- Position the spoiler with the bend toward the back of the dune buggy. Insert and "snap" the spoiler tabs into the wide slots in the dune buggy.

4

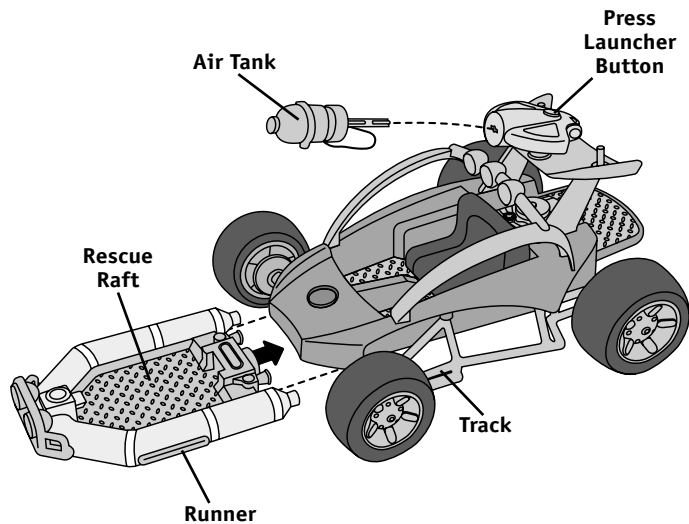
## LABEL DECORATION



- Make sure the areas where the labels will be applied are clean and dry.
  - Apply the labels as indicated in the illustration.
  - For best results, avoid applying the labels more than once.
- One-time assembly is now complete.**

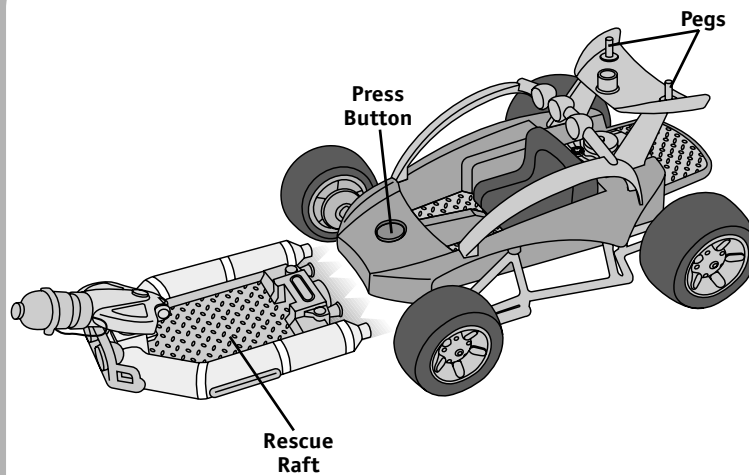
5

## TO THE RESCUE



- Fit the launcher into the hole in either the spoiler or the rescue raft.
- Insert the air tank into the slot in the launcher. Press the button to launch the air tank.
- Place the runners on the sides of the rescue raft onto the track under the dune buggy. Push the raft under the dune buggy until it **“snaps”** in place.

## TO THE RESCUE



- Press the button on the dune buggy to launch the rescue raft.
- Place a Rescue Heroes™ figure on the back platform. Place the figure's hands onto the pegs on the spoiler to hold on.

## CARE

- Wipe this toy with a clean cloth dampened with a mild soap and water solution. Do not immerse this toy.
- This toy has no consumer serviceable parts. Do not take this toy apart.

## CONSUMER INFORMATION

### Questions? We'd like to hear from you!

Call Fisher-Price® Consumer Relations, toll-free at **1-800-432-KIDS**, 8 AM - 6 PM EST Monday through Friday. Hearing-impaired consumers using TTY/TDD equipment, please call 1-800-382-7470. Or, write to:  
Fisher-Price® Consumer Relations, 636 Girard Avenue,  
East Aurora, New York 14052.

For other countries, outside the United States:

**Canada:** call **1-800-567-7724**, or write to:

Mattel Canada Inc., 6155 Freemont Blvd., Mississauga, Ontario L5R 3W2.

**Great Britain:** telephone **01628 500303**.

**Australia:** Mattel Australia Pty. Ltd., 658 Church Street, Locked Bag #870, Richmond, Victoria 3121 Australia. Consumer Advisory Service 1300 135 312.

**New Zealand:** 16-18 William Pickering Drive, Albany 1331, Auckland.

Fisher-Price, Inc., a subsidiary of Mattel, Inc. East Aurora, New York 14052, U.S.A.  
©2001 Mattel, Inc. All Rights Reserved. ® and ™ designate U.S. trademarks of Mattel, Inc.

Printed in China

78321pr-0920



## Dune Buggy



Figures sold separately

**Model Number: 78321**

Please keep this instruction sheet for future reference,  
as it contains important information.

Adult assembly is required.  
No tools required for assembly.

**Fisher-Price®**

[www.rescueheroes.com](http://www.rescueheroes.com)