

# Fisher-Price®

## Infant-to-Toddler Rocker Supplemental Instructions

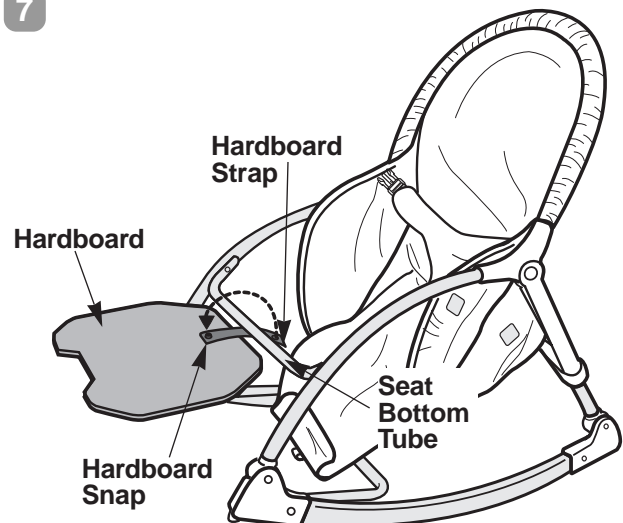
Model Number: 79381

**IMPORTANT! Read this before beginning assembly of this product.** Please use the original instruction sheet for assembly steps 1-6 and **disregard assembly steps 7-10.** After completing assembly step 6 in the original instructions, follow these instructions to complete assembly.



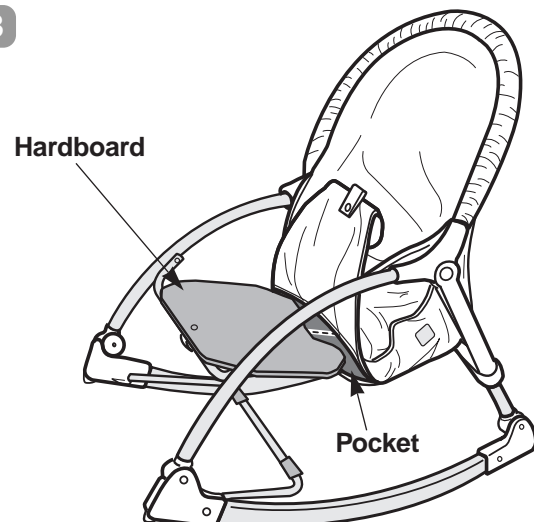
- Adult assembly is required.
- No tools necessary for assembly.
- Please keep these instructions for future reference.
- If you have any questions about the assembly of this product, please call Fisher-Price® Consumer Affairs at 1-800-432-KIDS.

7



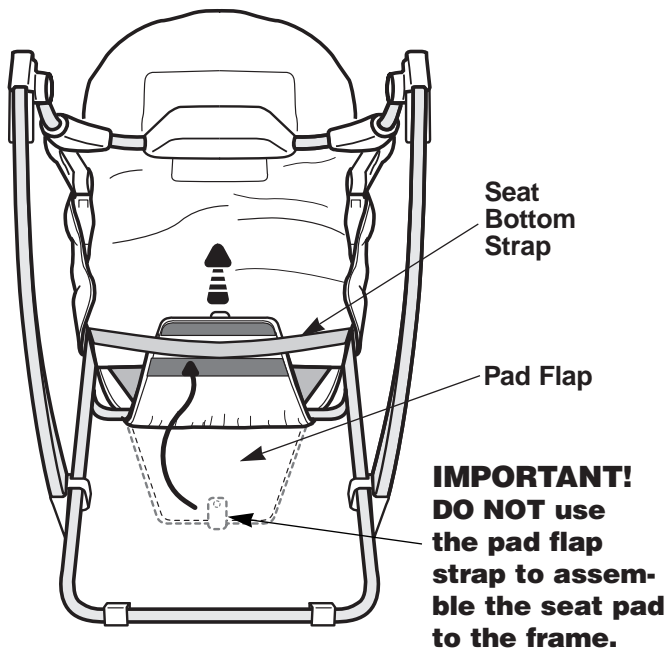
- Position the hardboard so that the strap is facing up.
- Wrap the hardboard strap around the seat bottom tube.
- Fasten the hardboard strap to the snap on the hardboard.

8



- Turn the hardboard over and insert it into the pocket of the seat pad. **Make sure the hardboard strap is attached to the hardboard snap.**

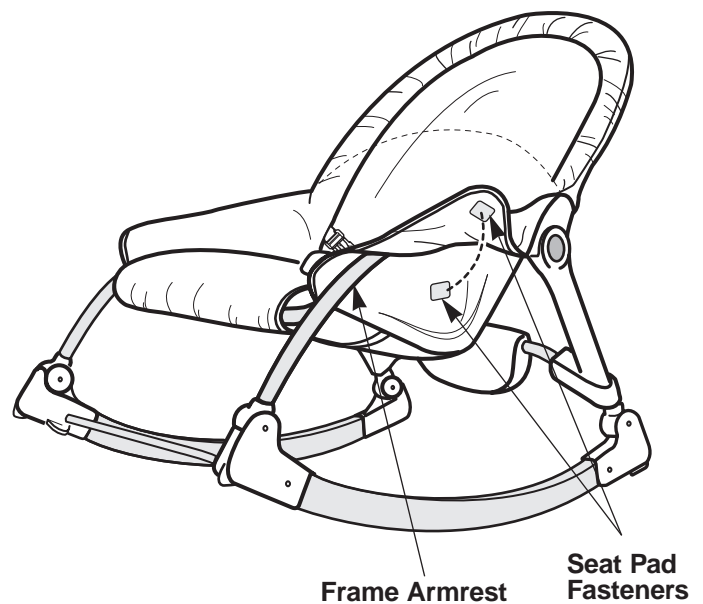
9



- Turn the seat face down.
- Fit the **pad flap** **under the strap** on the seat bottom.
- Pull the pad flap **up firmly** to wrap the pad flap around the seat bottom strap.

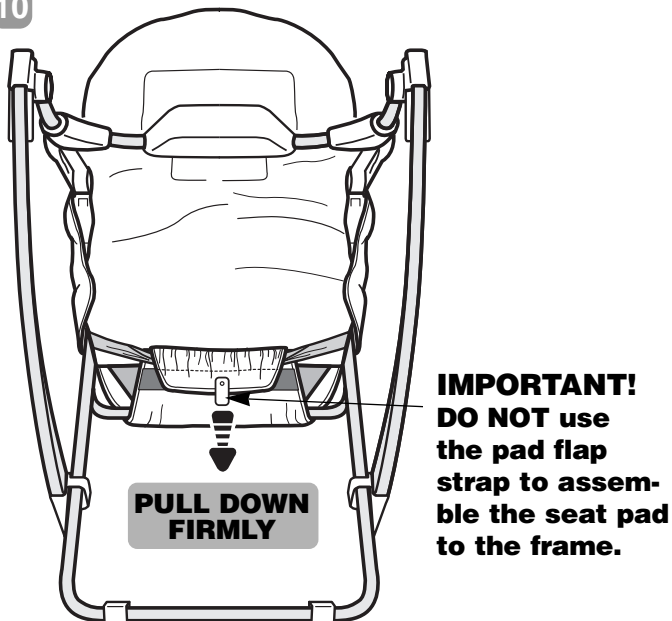
**IMPORTANT! DO NOT use the pad flap strap to assemble the seat pad to the frame.**

11



- Turn the seat upright.
- Fasten the fasteners on the seat pad around the frame armrests.

10

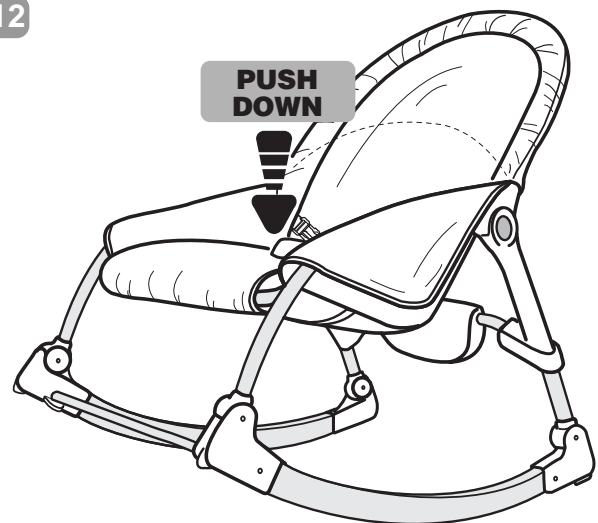


**PAD FLAP  
FASTENED CORRECTLY**

- Wrap the pad flap over the strap on the seat bottom. Pull the pad flap **down firmly** to fasten the fasteners together.

**Note:** Fastening the pad flap is intended to be a tight fit. **IMPORTANT! DO NOT use the pad flap strap to assemble the seat pad to the frame. The pad flap strap is designed to be used for storage.**

12



- Push down on the seat bottom. If any of the fasteners unfasten, you have not assembled the seat pad to the frame correctly. Please re-read this supplemental instruction sheet and re-assemble the seat pad to the frame.

**Assembly is now complete.**

*Please refer back to the original instruction sheet for Battery Installation, Use, Care and Warranty information.*

*If you have further questions regarding the assembly of the seat pad to the frame please call Fisher-Price® Consumer Affairs at 1-800-432-KIDS.*