

# Fisher-Price®

## Safe Embrace Convertible Car Seat Pad Assembly Instructions

Model Numbers: 79701, 79704

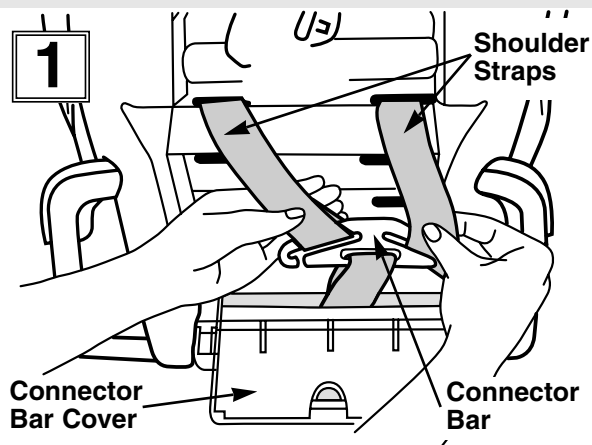
Adult assembly is required. No tools needed for assembly.

Please keep these instructions for future reference.

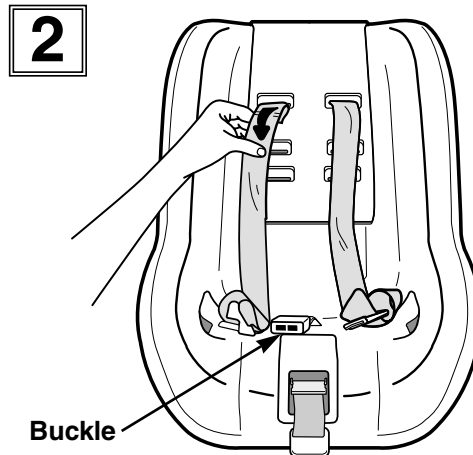
Before you assemble the pad to the shell and use this car seat, please be sure that you take the time to read and understand the Owner's Manual that came with this car seat. **Your child's safety depends on you!**

Please read these instructions and follow each step to correctly assemble the pad the shell. After you have completed pad assembly, refer back to the Owner's Manual for complete information on how to setup and install the car seat; and how to restrain your child properly.

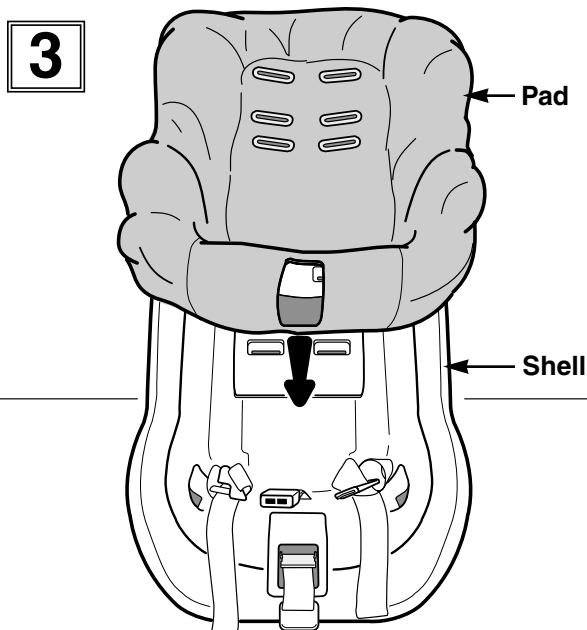
If you have any questions about this product, please call Fisher-Price Consumer Affairs at 1-800-432-KIDS.



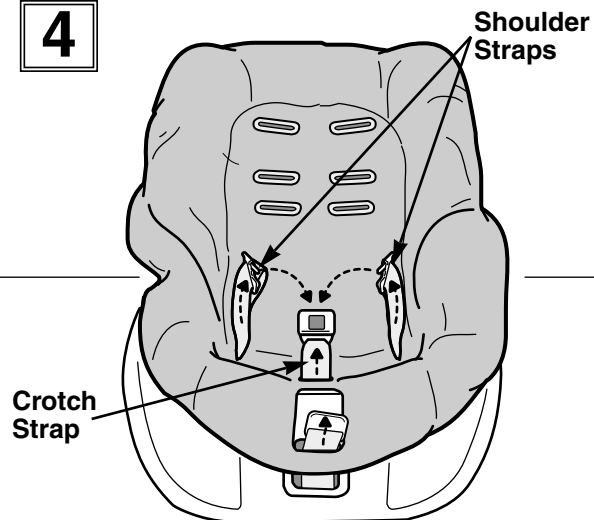
- Open the connector bar cover on the back of the shell.
- Pull the connector bar up.
- Remove each shoulder strap from each end of the connector bar, as shown.



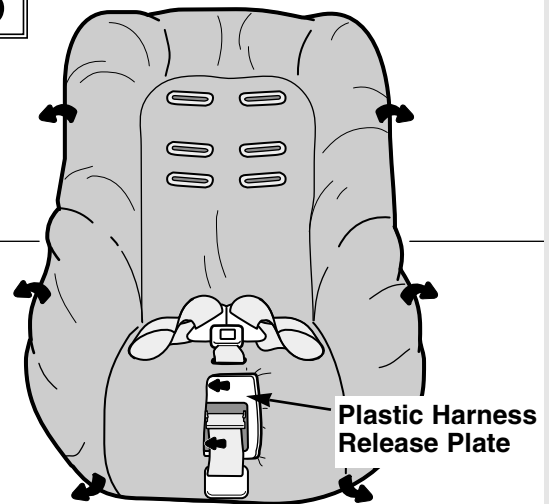
- Remove the shoulder straps from the shoulder strap slots on the front of the shell.
- Press the button on the buckle and remove the shoulder straps from the buckle.



- Fit the top of the pad over the top edge of the shell.

**4**

- Fit the shoulder straps through the small slots in the seat bottom. **Make sure the shoulder straps are not twisted.**
- Fit the crotch strap through the large slot in the bottom of the pad. **Make sure the crotch strap is not twisted.**
- Fasten the shoulder straps to the buckle.
- Fit the harness adjustment strap through the rectangular opening in the pad.

**5**

- Fit the edges of the pad around the sides and bottom edge of the shell.
- Locate the large rectangular opening in the pad.
- Tuck the edges of the large rectangular opening around the plastic harness release plate.

**Hint:** You may want to use the edge of a blunt object (such as a butter knife).

**Pad assembly is now complete.**

**Now, refer back to the Owner's Manual that came with this car seat!**

**If you are using this car seat with a child *birth to 1 year*:**  
please refer to page 18 of the Owner's Manual.

**If you are using this car seat with a child *1 year and up*:**  
please refer to page 46 of the Owner's Manual.

[www.fisher-price.com](http://www.fisher-price.com)