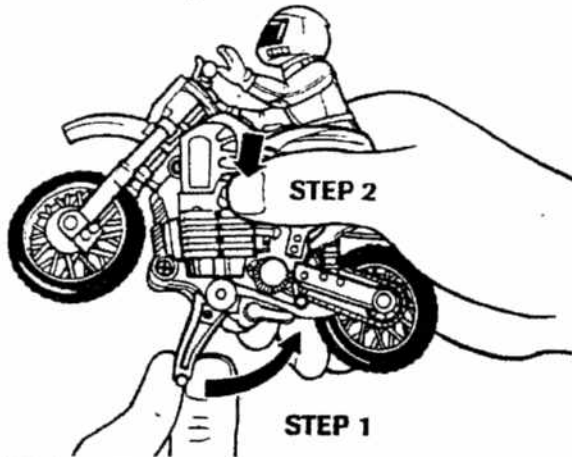




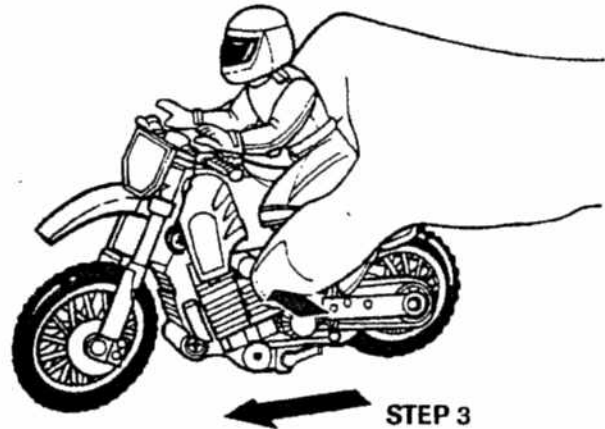
# STUNT CYCLE

- For best performance, use toy on vinyl floor. Thick carpets are not recommended since carpet does not provide suitable traction. Lint from carpet may damage vehicle.
- This product is not recommended for use on loose dirt or wet surfaces.
- Do not immerse in water.


**1** Cock lever and press button as shown.



**2** Hold button and rev up the cycle.



**3** Release the cycle.

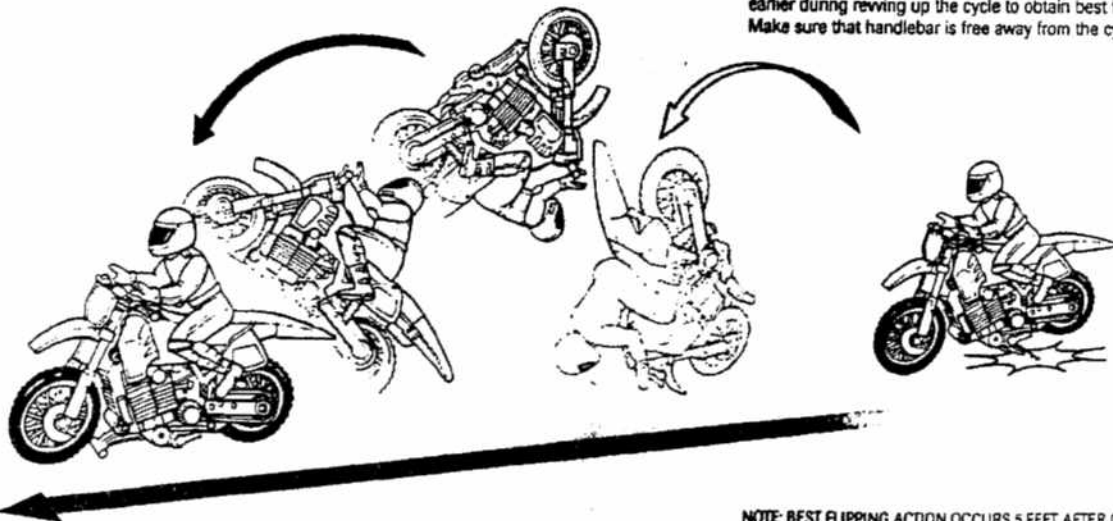


Flip lever down for standing the cycle.



**4** The Stunt Cycle will flip and speed away!

**IMPORTANT: PRACTICE FOR BEST FLIPPING ACTION**  
 As distance before flip varies with cycle, try to release the pressed button earlier during revving up the cycle to obtain best flipping action.  
 Make sure that handlebar is free away from the cyclist's hands.



NOTE: BEST FLIPPING ACTION OCCURS 5 FEET AFTER CYCLE IS RELEASED

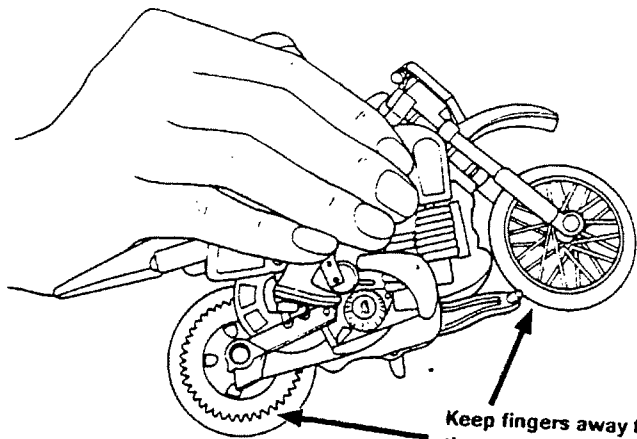


HOT WHEELS® and associated trademarks are owned by Mattel, Inc.  
 © 2000 Mattel, Inc. All Rights Reserved.  
 Helpline 01628500303

Please keep these instructions for future reference  
 as they contain important information

89852 - 31401  
 PRINTED IN CHINA

**IMPORTANT**



89852-31403

Keep fingers away from  
the rotating rear wheel  
and the lever