



# TYCO R/C CONSUMER AFFAIRS WE CARE!

If you have questions about this vehicle,  
**DO NOT RETURN IT TO THE STORE!**  
Call Toll-Free 1-888-557-TYCO (1-888-557-9926) for EXPERT  
technical help and RAPID parts and service assistance.  
[www.tycorc.com](http://www.tycorc.com)

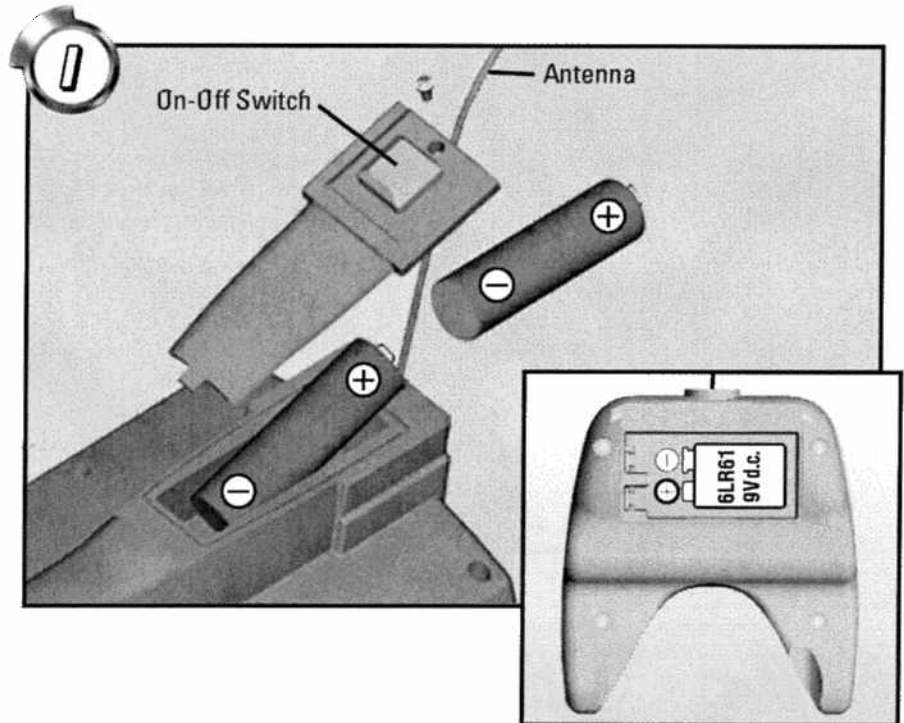
# HYDRO RACER™

Keep these instructions for future reference: they contain important information.

92141-0921

## I. READY...SET...GO!

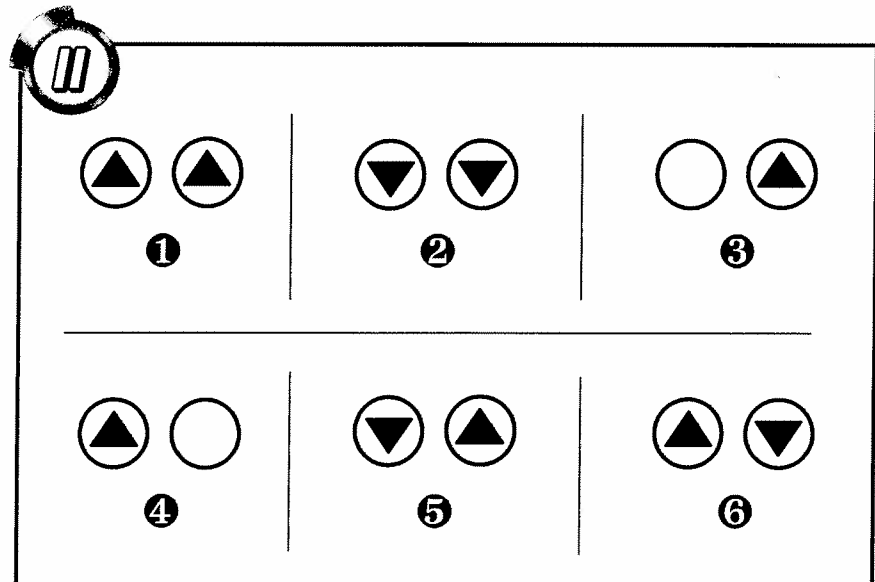
1. Unscrew vehicle battery door.
2. Insert 2 AA alkaline batteries with polarity as shown inside battery compartment. Replace battery door.
3. Push transmitter battery door open.
4. Insert 1 9V alkaline battery as shown. Replace battery door.
5. Turn vehicle switch ON.
6. Push either transmitter button to activate.



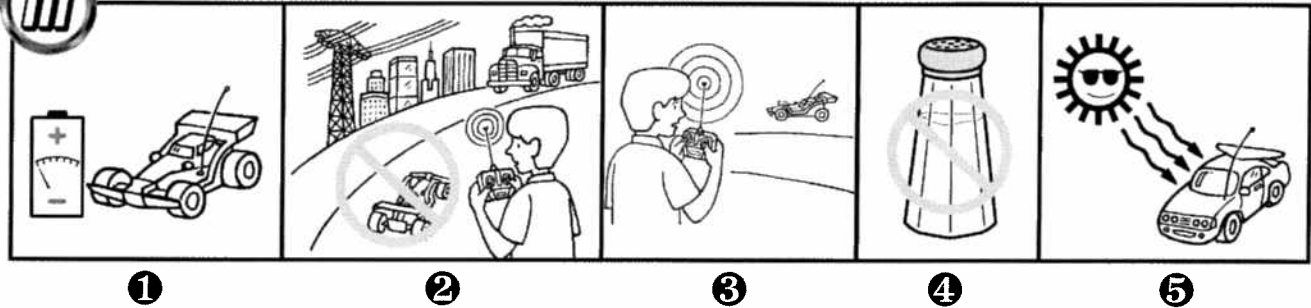
## II. OPERATION

- ① FORWARD
- ② REVERSE
- ③ LEFT TURN
- ④ RIGHT TURN
- ⑤ TIGHT SPIN LEFT
- ⑥ TIGHT SPIN RIGHT

Your transmitter is also a cool display stand. Store your vehicle on it when you're done playing.



**WARNING:** Never allow young children to play in or around water without adult supervision.



### III. QUICK TIPS

- 1 When your vehicle starts to lose power, it may lose functions or performance. It's time for fresh batteries. Your vehicle's running time may change depending on your driving style.
- 2 Radio interference can make your vehicle run badly. Interference can be caused by other R/C vehicles running on the same frequency; electrical wires; large buildings; or CB radios. Try to stay away from these!
- 3 Point your transmitter antenna up - not down toward your vehicle. If your vehicle gets too far away, it won't work properly. **DO NOT EXPOSE THE TRANSMITTER TO WATER.** If the transmitter is accidentally exposed to water, remove the transmitter battery and allow the transmitter to air-dry. Replace with a fresh battery before resuming operation.
- 4 Your vehicle is designed for operation in calm, fresh water. Pools and shallow ponds are recommended. Do not expose vehicle to water unless the battery compartment cover is properly closed and latched. **AVOID SALT WATER OPERATION.**
- 5 Don't store your vehicle near heat or in direct sunlight. Always turn switches OFF and remove all batteries for storage. After each use, remove any water or moisture from vehicle using a clean dry cloth.

### Note to Adults

Adults, this toy is recommended for children 5 years of age and older. To ensure that the child's play is both safe and fun, please review the operating instructions and these general safety rules with your child.

### Safety Tips

- DO NOT pick up vehicle while in motion.
- Keep fingers, hair and loose clothing away from the propeller drive while the vehicle is switched ON.
- Adult supervision is recommended when this vehicle is being operated.
- To avoid accidental operation, remove all batteries when not in use.
- Do not operate near swimmers. Stand away from the water's edge when operating.

### IMPORTANT BATTERY INFORMATION

- ✓ Insure that battery polarity is correct.
- ✓ Use only batteries of the type recommended or equivalent.
- ✓ Do not mix old and new batteries.
- ✓ Do not mix alkaline, standard car bon-zinc UXX NGXX GRH nic kel-cadmium HQZ ZBX.
- ✓ Remove used-up batteries immediately. Remove batteries if vehicle will not be used for a long period.
- ✓ For best performance use alkaline batteries w heré disposable batteries are called for. (GZ X life may vary depending on battery brand.

- ✓ Do not recharge non-recharge-able batteries.
- ✓ Do not short-circuit terminals.
- ✓ Remove rechargeable batteries before recharging. Recharge batteries only under adult supervision.
- ✓ Dispose of batteries safely.

©2000 Mattel, Inc., Mt. Laurel, NJ 08054 U.S.A. **PRINTED IN CHINA.** All Rights Reserved. ® and ™ designate U.S. trademarks of Mattel, Inc.

Retain this address for future reference: **Mattel U.K., Ltd., Vanwall Business Park, Maidenhead SL 4UB.** Mattel Australia Pty., Ltd., Richmond, Victoria 3121. Contact our Advisory Service: 1800 800 812. Available only in Australia. 3GZ X Limited, 930 Ocean Centre, Harbour City, HK, China.

### COMPLIANCE WITH FCC REGULATIONS

THIS DEVICE COMPLIES WITH PART 15 OF FCC RULES. OPERATION OF THIS DEVICE IS SUBJECT TO THE FOLLOWING TWO CONDITIONS:

- 1: / 8 \* 4 \* 5 ? 4 5 ) ' ; 9 + . ' 83 FULL INTERFERENCE.
- 2: . 8 \* < > + 3 ; 9 : ' ) H 6 ' 4 ? HARMFUL INTERFERENCE THAT MAY CAUSE UNDESIRE OPERATION.

This device generates and uses radio frequency energy and if not used properly may cause interference to radio and television reception. It has been tested and found to comply with the limits set by the FCC, which are designed to provide reasonable protection against such interference.



**CAUTION:** Changes or modifications not expressly approved by the manufacturer responsible for compliance could void the user's authority to operate the equipment.