

Jump & Learn™ Elmo

INSTRUCTION
SHEET


Plays 4 different ways!

- To play:
- Squeeze Elmo's left hand one to four times to scroll through the choices.
 - Elmo says a greeting phrase for each mode with each squeeze.
 - When you hear the mode you want... start bouncing!
 - Please note: Elmo will stay in "Jumping" mode only unless you squeeze his hand and choose another mode.

Mode ①

ELMO LOVES JUMPING:

- Bounce Elmo and he calls out fun phrases for you to follow!




Mode ②

ELMO LOVES TO COUNT:

- Bounce Elmo
- Elmo counts every bounce & boing!

Note: If you bounce Elmo without waiting to hear a number, he'll remember how many times you've bounced him and call that number out!



Mode ③

GREAT, LET'S SING:


- Elmo sings 3 fun songs!
- Bounce Elmo
- Just keep bouncing him to hear a whole song!
- Keep bouncing to sing all 3!



Mode ④

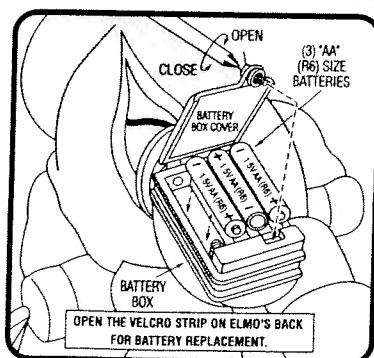
LET'S DO THE ABC's:

- Bounce Elmo
- Elmo calls out a letter after every bounce and boing!
- Keep bouncing to do the whole alphabet!



**Elmo keeps playing as long as you keep bouncing him.
If you stop bouncing him, Elmo will automatically shut off until
you're ready to play with him later.**

Battery Installation



CAUTION:

- Non-rechargeable batteries are not to be recharged.
- Rechargeable batteries are to be removed from the product before they are charged.
- If removable rechargeable batteries are used, they are only to be charged under adult supervision.
- Do not mix alkaline, standard (carbon-zinc), or rechargeable (nickel-cadmium) batteries.
- Do not mix old batteries and new batteries.
- Only batteries of the same or equivalent type as recommended are to be used.

- Be sure to insert batteries with the correct polarities and always follow the toy and battery manufacturers' instructions.
- Exhausted batteries are to be removed from the product.
- The supply terminals are not to be short-circuited.
- Dispose of batteries safely.

Should this product cause local electrical interference we recommend moving it away from other equipment.