

Showtime™ Pooh & Friends

INSTRUCTIONS


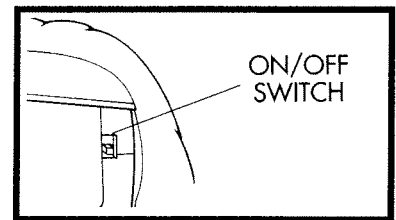
Please keep these instructions for future reference as they contain important information.

BEFORE YOU BEGIN: Please remove Try Me "pull tab" from bottom of toy.



How To Begin Play:

1. Turn POOH'S ON/OFF switch at the bottom of the toy to ON and squeeze POOH's left foot. POOH introduces himself.
2. POOH will ask your child to put a puppet on his left arm and then to put the remaining puppet on the child's arm so the show can begin. **IMPORTANT NOTE:** In order to work correctly, puppets must be worn so they fit snugly on POOH's hand and the child's hand!
3. When POOH talks in his own voice, his mouth opens and closes.
4. When POOH impersonates the TIGGER OR EEYORE puppet, his head will turn to face the puppet on his arm, and his arm will move up and down. POOH's mouth does **not** open and close as he pretends to be the other puppet.
5. At this point, POOH will randomly select a show to put on. To hear a different show, squeeze his left foot when asked.
6. After POOH starts performing a show, POOH will prompt child to squeeze POOH's left foot in order to join in and answer a question during the show (there is one question per show).
7. **IMPORTANT:** If the child decides to answer a question during a show, he only needs to squeeze POOH's left foot once. Squeezing POOH's left foot a second time will result in Pooh skipping to the next show without finishing the current story.



Performing The Puppet Show:

1. There are 4 different themed puppet shows:

Show 1: The Search FOR HONEY

POOH searches for his favorite food – Honey!

Show 2: Unexpected Visitor

POOH, TIGGER and EYORE try to guess who is knocking at POOH's door!

Show 3: Surprise Party


A surprise party for POOH. Can you guess what Christopher Robin got him?

Show 4: EYORE's Missing Tail

EYORE lost his tail! Can you help him find it?

Press POOH's left foot to scroll through the shows. When the child finds the show they want, they can select it by squeezing POOH's left foot again.

2. When each puppet show is complete, POOH will prompt your child to squeeze his left foot for another show.
3. The TIGGER and EYORE puppets are interchangeable. Each puppet can be switched during any puppet show. When this occurs, POOH will respond with a phrase and then continue the puppet show imitating whichever puppet is on his hand. PLEASE NOTE: POOH can also perform shows when NOT wearing a puppet.



Sleep Mode:

1. If POOH remains inactive for 10-15 seconds, he will automatically turn off to preserve battery life.
2. Squeeze POOH's left foot and he turns ON again.