

See'n Say®

Animal Explorer™ INSTRUCTIONS

Please keep these instructions for future reference as they contain important information.

TO BEGIN PLAY

- Press any button to turn the ANIMAL EXPLORER "ON".
- Choose one of 5 disks:
 - **RAINFOREST** (permanently attached)
 - **GRASSLANDS**
 - **INSECTS & ARACHNIDS**
 - **UNDERWATER**
 - **PREHISTORIC**
- Place the disk on the face of the ANIMAL EXPLORER.
- Press the green arrow button.
- The ANIMAL EXPLORER will ask you to "Press an animal or explorer button".

EXPLORER BUTTONS

- There are 4 EXPLORER buttons to choose from:

DISCOVER

HABITAT

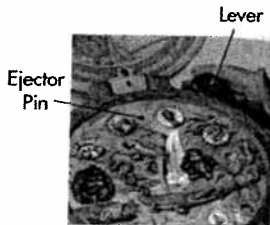
AMAZING FACTS

QUIZ

- Press the **DISCOVER** button to learn more about each animal.
- Press the **HABITAT** button to learn about each animal's environment and lifestyle.
- Press the **AMAZING FACTS** button to hear cool facts about each animal.
- Press the **QUIZ** button to answer questions based on information learned in the 3 previous categories of learning.
- The Animal Explorer will remain in a selected explorer category (Discover, Habitat, Amazing Facts or Quiz) until another one is chosen. You can press any Explorer button at any time to change to a different category of learning.

You can also change disks at any time to explore a different habitat.


- Pull the lever to eject the disk.
- Place another disk on the face of the ANIMAL EXPLORER.
- NOTE: Depress the ejector pin before installing another disk.



- If the ANIMAL EXPLORER is not played with for more than 5 seconds it will ask the child if they want to keep playing.
- If the ANIMAL EXPLORER is not played with for another 15 seconds it will say "GOOD BYE" and automatically shut-off to preserve battery life.
- Press any button to turn the ANIMAL EXPLORER back "ON".

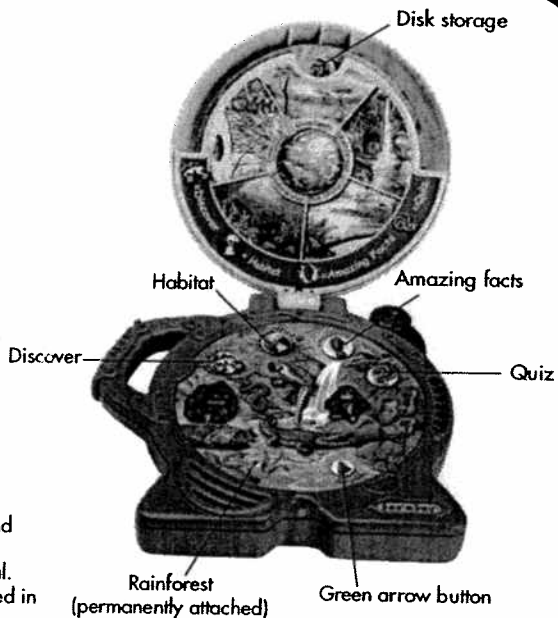
BATTERY INSTALLATION

If sounds play slowly or distort or the lights dim, replace 3 "AA" batteries as shown:



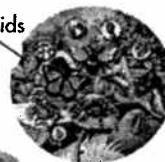
BATTERY SAFETY INFORMATION

1. Non-rechargeable batteries are not to be recharged.
2. Rechargeable batteries are to be removed from the toy before being charged.
3. Rechargeable batteries are only to be charged under adult supervision.
4. Do not mix alkaline, standard (carbon-zinc), or rechargeable (nickel-cadmium) batteries.
5. Do not mix old and new batteries.
6. Only batteries of the same or equivalent type as recommended are to be used.
7. Batteries are to be inserted with the correct polarity.
8. Exhausted batteries are to be removed from the toy.
9. The supply terminals are not to be short-circuited.
10. Dispose of battery(ies) safely. Do not dispose of in a fire as batteries may explode or leak.



4 removable disks:

Insects & arachnids



Grasslands



Prehistoric



Underwater



94401-0920

Fisher-Price

Fisher-Price, Inc., a subsidiary of Mattel, Inc.,
New York, New York 10010 U.S.A.
MADE IN CHINA
Manufactured for Fisher-Price.
© 2001 Mattel, Inc. All Rights Reserved.
See 'n Say®, Fisher-Price and the Fisher-Price
logo are U.S. trademarks of Mattel, Inc.

Packing and address should be kept for future reference:
Mattel U.K., Ltd., Vanwall Business Park,
Maidenhead SL6 4UB
Mattel Australia Pty., Ltd., Richmond, Victoria 3121-
Consumer Advisory Service 1800 800 812
(Valid only in Australia).
Mattel East Asia Ltd., World Finance Centre, Harbour City, Tsimshatsui, HK, China.