



## Instructions

Product Numbers:

B2093, B2094, B2095, B2096, B2097, B2098,  
B2099, B2100, B2101 and B2102




Please keep this instruction sheet,  
as it contains important information.

Adult assembly is required.

Requires two "AAA" batteries (included).

Tool required for battery replacement:  
Phillips screwdriver (not included).

## One Time Adult Assembly




- Position the backpack and the figure upright.
- Slide the backpack connector into the grooves on the back of the figure **until you hear a "click"**.
- Slide the backpack up to remove it from the figure. **The connector should remain attached to the figure.**

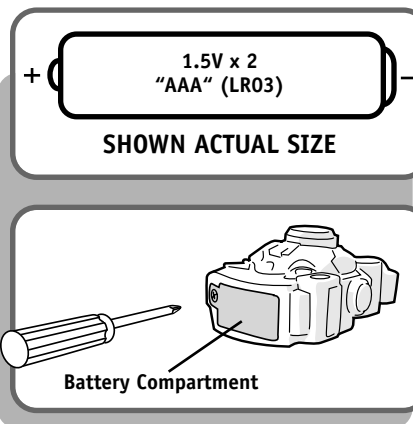
## On a Mission

- Turn the dial to select a mission.
- Press the talk button to hear the figure talk about the mission.

**HINT:** Set other figures' dials to the same mission. Press the buttons on the figures to hear them all talk about the same mission! (Figures sold separately.)



## Battery Replacement



**For best performance, we recommend replacing the batteries that came with this toy with two, new alkaline "AAA" (LR03) batteries.**

- Remove the backpack from the figure.
- Loosen the screw in the battery compartment door with a Phillips screwdriver. Remove the battery compartment door.
- Insert two "AAA" (LR03) alkaline batteries as indicated on the backpack.

**Hint:** We recommend using **alkaline** batteries for longer life.

- Replace the battery compartment door and tighten the screw with a Phillips screwdriver. Do not over-tighten.
- When sounds from this toy become faint or stop, it's time for an adult to change the batteries!

### Battery Safety Information

Batteries may leak fluids that can cause a chemical burn injury or ruin your toy. To avoid battery leakage:

- Do not mix old and new batteries or batteries of different types: alkaline, standard (carbon-zinc) or rechargeable (nickel-cadmium).
- Insert batteries as indicated on the backpack.
- Remove batteries during long periods of non-use. Always remove exhausted batteries from the toy (product). Dispose of batteries safely. Do not dispose of batteries in a fire. The batteries may explode or leak.
- Never short-circuit the battery terminals.
- Use only batteries of the same or equivalent type, as recommended.
- Do not charge non-rechargeable batteries.
- Remove rechargeable batteries from the toy (product) before charging.
- If removable, rechargeable batteries are used, they are only to be charged under adult supervision.

## Care

- Wipe this toy with a clean cloth dampened with a mild soap and water solution. Do not immerse this toy.
- This toy has no consumer serviceable parts. Please do not take this toy apart.

## FCC Note (United States Only)

**Note:** This equipment has been tested and found to comply with the limits for a Class B digital device, pursuant to Part 15 of the FCC Rules. These limits are designed to provide reasonable protection against harmful interference in a residential installation. This equipment generates, uses and can radiate radio frequency energy and, if not installed and used in accordance with the instructions, may cause harmful interference to radio communications. However, there is no guarantee that interference will not occur in a particular installation. If this equipment does cause harmful interference to radio or television reception, which can be determined by turning the equipment off and on, the user is encouraged to try to correct the interference by one or more of the following measures:

- Reorient or relocate the receiving antenna.
- Increase the separation between the equipment and receiver.
- Consult the dealer or an experienced radio/TV technician for help.


Note: Changes or modifications not expressly approved by the manufacturer responsible for compliance could void the user's authority to operate the equipment.

## Collect the entire Mission Select™ Team!

(Each sold separately and subject to availability.)



**Billy Blazes™**  
B2093



**Jake Justice™**  
B2095



**Wendy Waters™**  
B2101



**Jack Hammer™**  
B2094



**Rocky Canyon™**  
B2097



**Roger Houston™**  
B2096



**Matt Medic™**  
B2099



**Al Pine™**  
B2102



**Gil Gripper™**  
B2098



**Ariel Flyer™**  
B2100

## Consumer Information

### Questions? We'd like to hear from you!

Call Fisher-Price® Consumer Relations, toll-free at 1-800-432-5437, 8 AM - 6 PM EST Monday through Friday. Hearing-impaired consumers using TTY/TDD equipment, please call 1-800-382-7470. Or, write to: Fisher-Price® Consumer Relations, 636 Girard Avenue, East Aurora, New York 14052.

### For countries outside the United States:

#### CANADA

Questions? 1-800-567-7724. Mattel Canada Inc., 6155 Freemont Blvd., Mississauga, Ontario L5R 3W2.

#### GREAT BRITAIN

Mattel UK Ltd, Vanwall Business Park, Maidenhead SL6 4UB. Helpline: 01628 500302.

#### AUSTRALIA

Mattel Australia Pty. Ltd., 658 Church Street, Locked Bag #870, Richmond, Victoria 3121 Australia. Consumer Advisory Service 1300 135 312.

#### NEW ZEALAND

16-18 William Pickering Drive, Albany 1331, Auckland.

#### ASIA

Mattel East Asia Ltd, Room 1106, South Tower, World Finance Centre, Harbour City, Tsimshatsui, HK, China.