

The Fisher-Price logo is enclosed in a white, cloud-like border. It features the brand name in a bold, sans-serif font.

Fisher-Price®

www.fisher-price.com

The GeoTrax logo features the word 'Geo' in a large, bold, sans-serif font, followed by 'Trax' in a larger, bold, italicized sans-serif font. Below 'Geo' is the text 'Rail & Road System' in a smaller, italicized sans-serif font. A small trademark symbol (TM) is located at the end of the word 'Trax'.

GeoTrax
Rail & Road System™

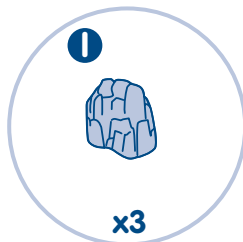
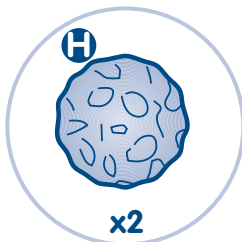
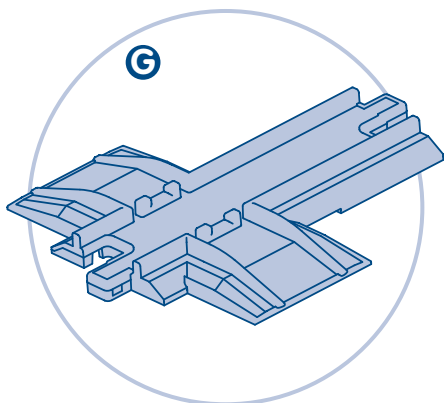
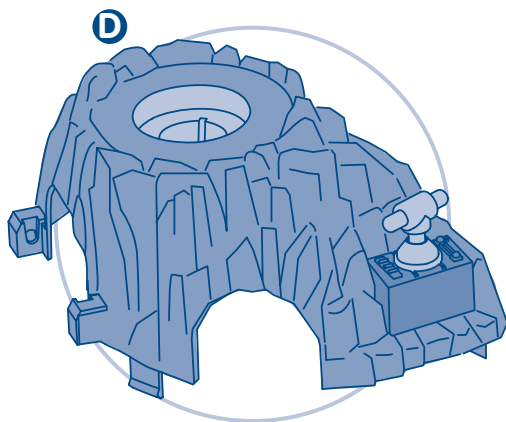
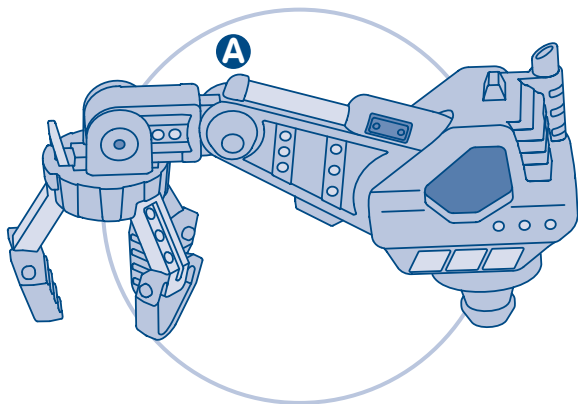
Mt. Blast Construction Co.™

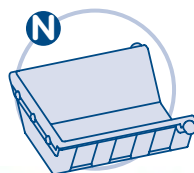
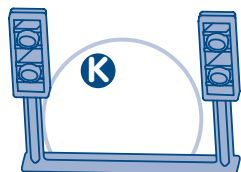
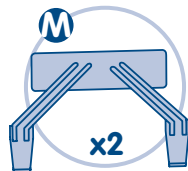
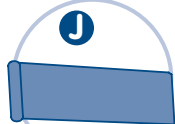
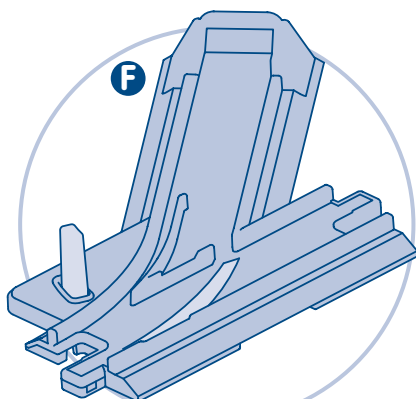
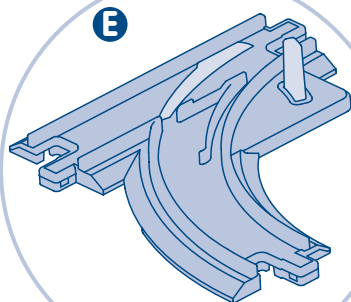
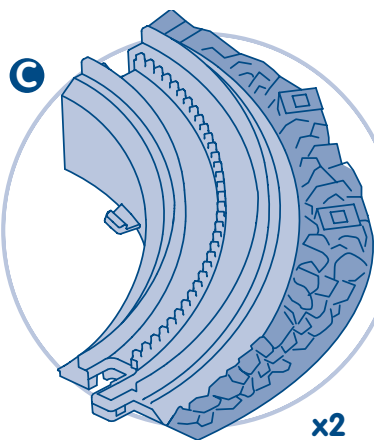
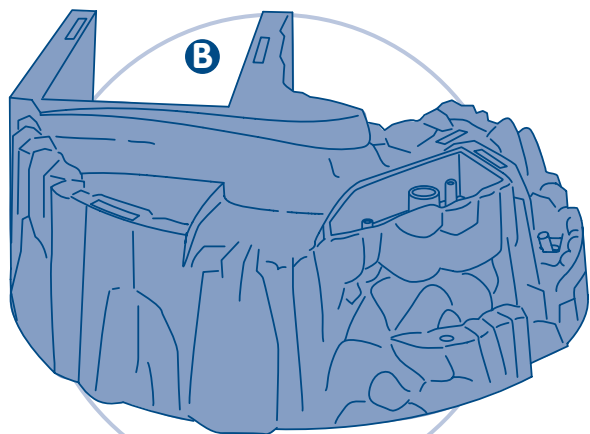
Parts

- A. Crane
- B. Mountain base
- C. 2 Rock Ramps
- D. Mountain Top
- E. 2 Turn-off Tracks
- F. Turn-off Track with Barrier
- G. T-Track Piece
- H. 2 Boulders
- I. 3 Rock Pieces
- J. Gate
- K. Tunnel Lights
- L. Sign
- M. 2 Guardrails
- N. Boulder Bucket

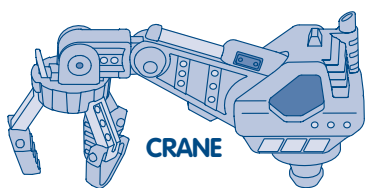
Not shown:

- Label sheet
- Bulldozer
- Mining Car





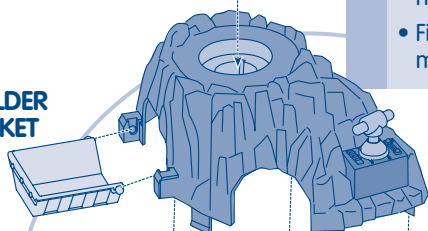
Assembly



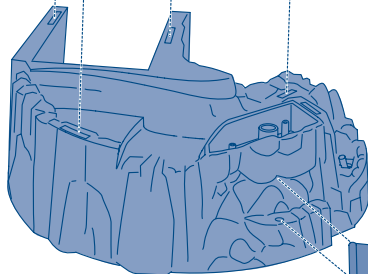
CRANE

- "Snap" the mountain top into the mountain base as shown.
- "Snap" the crane into the hole in the mountain top.
- Fit the pegs on the boulder bucket onto holes in the mountain top as shown.
- Fit the pegs on the gate into the holes in the mountain base as shown.

**BOULDER
BUCKET**

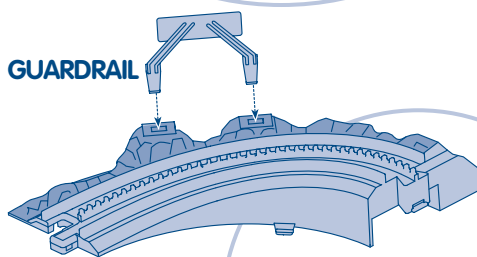


MOUNTAIN TOP



MOUNTAIN BASE

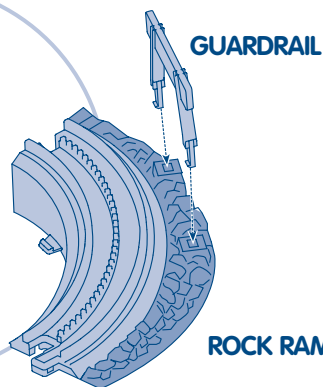
GATE



GUARDRAIL

ROCK RAMP

"Snap" the guardrails into the rock ramps as shown.



GUARDRAIL

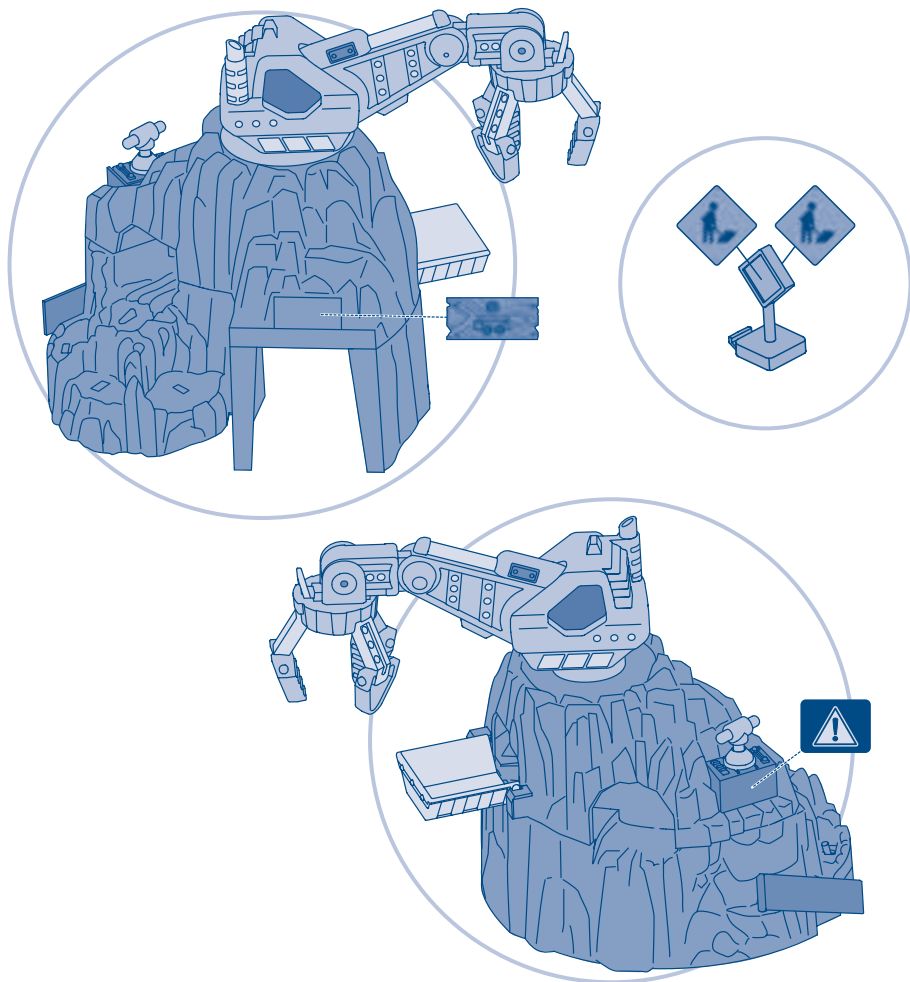
ROCK RAMP



Decoration

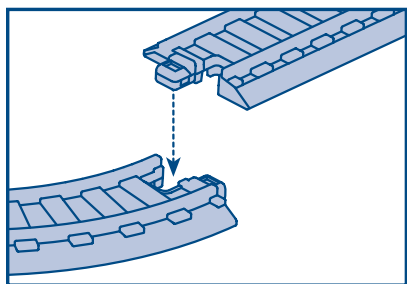
Proper label application will help keep labels looking their best!
When applying labels, keep the following guidelines in mind:

- Wash hands before applying labels.
- Before applying labels, wipe the surface of the toy with a clean, dry cloth to remove dust or oils.
- For best results, avoid repositioning a label once it has been applied.
- Apply labels as shown in the illustration.

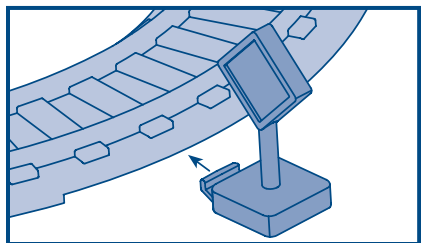
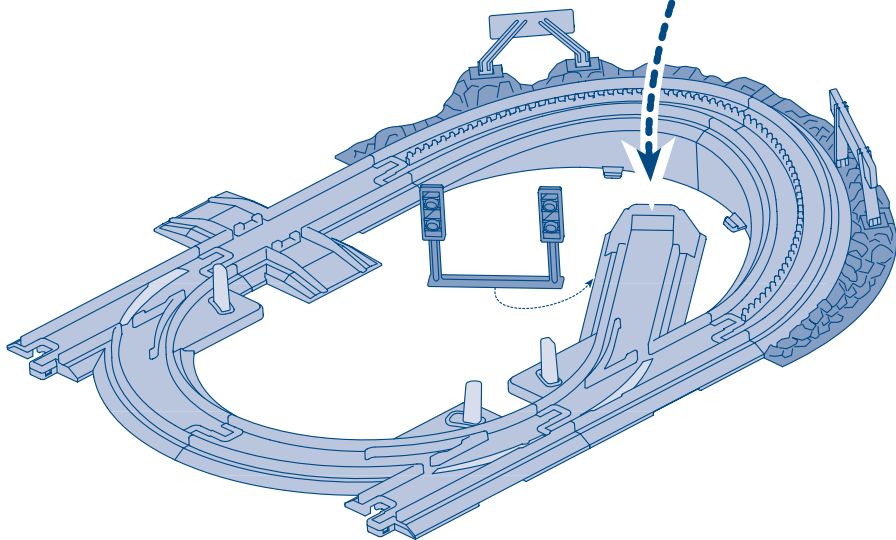
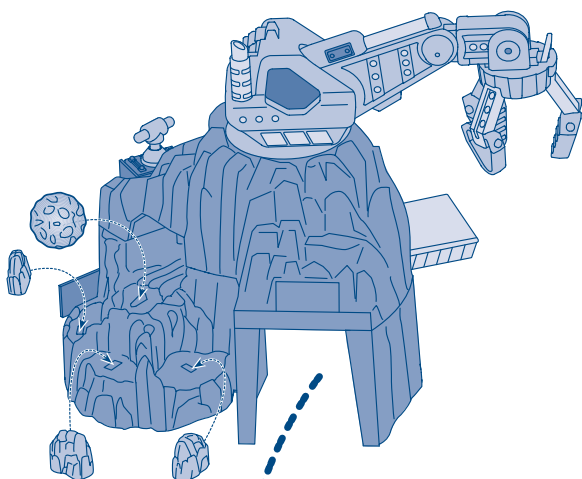


Assembly is now complete!

Track Layout



Track pieces easily snap together. Try making this suggested layout or connect this set to the Tracktown Railway™ (sold separately).



Each GeoTrax™ sign has a small tab that fits into a matching notch in any track piece.



**The more
you collect,
the more
fun it gets!**



Each sold separately & subject to availability.





www.fisher-price.com

Questions? We'd like to hear from you!

Call Fisher-Price® Consumer Relations, toll-free at **1-800-432-5437**,
8 AM - 6 PM EST Monday through Friday. Hearing-impaired
consumers using TTY/TDD equipment, please call 1-800-382-7470.
Or, write to: Fisher-Price® Consumer Relations, 636 Girard Avenue,
East Aurora, New York 14052, U.S.A.

Please keep this instruction sheet for future reference,
as it contains important information.

Adult Assembly is required.
No tools needed for assembly.

Wipe the toy with a clean damp cloth.

For other countries outside the United States:

Canada: call 1-800-567-7724, or write to: Mattel Canada Inc., 6155 Freemont Blvd., Mississauga, Ontario L5R 3W2. **Great Britain:** telephone 01628 500302. **Australia:** Mattel Australia Pty. Ltd., 658 Church Street, Locked Bag #870, Richmond, Victoria 3121. **Australia:** Consumer Advisory Service 1300 135 312. **New Zealand:** 16-18 William Pickering Drive, Albany 1331. **Auckland:** **Asia:** Mattel East Asia Ltd, Room 1106, South Tower, World Finance Centre, Harbour City, Tsimshatsui, HK, China.