



# Quick Response<sup>™</sup> Hydrofoil

## Instructions

Product Number: B3503



Not for use in water.  
Figures sold separately and subject to availability.

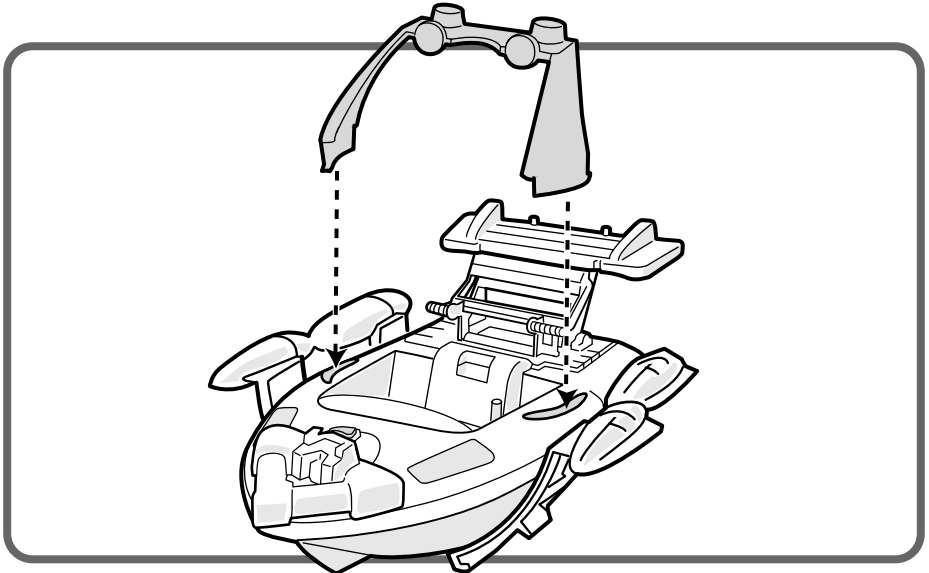
Please keep this instruction sheet for future reference,  
as it contains important information.

Adult assembly is required.  
No tools needed for assembly.

**Fisher-Price**


[www.rescueheroes.com](http://www.rescueheroes.com)

## Assembly




- “Snap” the tabs on the arch into the slots in the hydrofoil as shown. One-time assembly is now complete.

## Speeding to the Rescue!




- Slide the connector on the back of Rescue Heroes™ figure into the slot on the back of the seat. (Figures sold separately.)



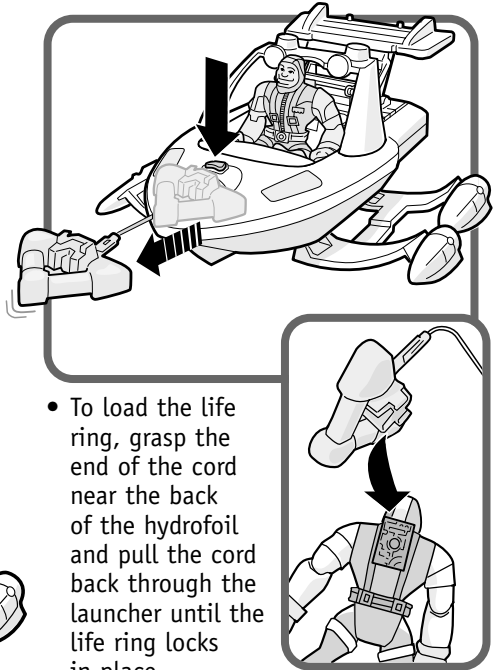
- Press the button behind the seat to lower the pontoons and switch from a speedboat to a hydrofoil.

## CAUTION

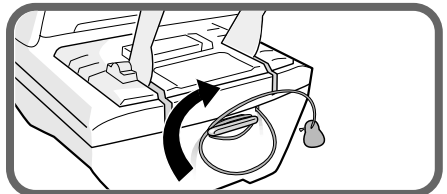
- Do not launch the life ring at close range.
- Only use the projectile (life ring) supplied with this toy.
- Do not fire at people or animals.



- Another Rescue Heroes™ figure can ride on the back wing. Grasp the handlebar and rotate rear wing down at the back of the hydrofoil.
- Place the figure's hands on the handlebars and feet on the pegs on the wing.
- To return the wing to the standard position, rotate the wing back up and "snap" the handlebars into the slot behind the seat.



- To load the life ring, grasp the end of the cord near the back of the hydrofoil and pull the cord back through the launcher until the life ring locks in place.
- Press the button near the front of the boat to launch the life ring.
- You can attach the life ring to the connector on the back of any Rescue Heroes™ figure and bring them in to safety.



- \* When you are finished using the life ring, wind the excess cord around the cleat on the back of the hydrofoil. Be sure to unwind the cord before you launch the life ring again.

## Care

- Wipe with a clean cloth dampened with a mild soap and water solution.
- Do not use this toy in water.

## Consumer Information

### Questions? We'd like to hear from you!

Call Fisher-Price® Consumer Relations, toll-free at 1-800-432-5437, 8 AM - 6 PM EST Monday through Friday. Hearing-impaired consumers using TTY/TDD equipment, please call 1-800-382-7470. Or, write to: Fisher-Price® Consumer Relations, 636 Girard Avenue, East Aurora, New York 14052.

#### For countries outside the United States:

**CANADA Questions? 1-800-567-7724.** Mattel Canada Inc., 6155 Freemont Blvd., Mississauga, Ontario L5R 3W2.

**GREAT BRITAIN** [Mattel UK Ltd, Vanwall Business Park, Maidenhead SL6 4UB. Helpline: 01628 500302.](#)

**AUSTRALIA** Mattel Australia Pty. Ltd., 658 Church Street, Locked Bag #870, Richmond, Victoria 3121 Australia. Consumer Advisory Service 1300 135 312.

**NEW ZEALAND** 16-18 William Pickering Drive, Albany 1331, Auckland.

**ASIA** Mattel East Asia Ltd, Room 1106, South Tower, World Finance Centre, Harbour City, Tsimshatsui, HK, China.

Fisher-Price, Inc. a subsidiary of Mattel, Inc.  
East Aurora, New York 14052, U.S.A.

©2003 Mattel, Inc. All Rights Reserved.

® and ™ designate U.S. trademarks of Mattel, Inc.