



Ben Choppin™

Forest Ranger



Model Number: B8007

Please keep this instruction sheet for future reference,
as it contains important information.

Requires two "AA" batteries (included).

Adult assembly is required for battery replacement.

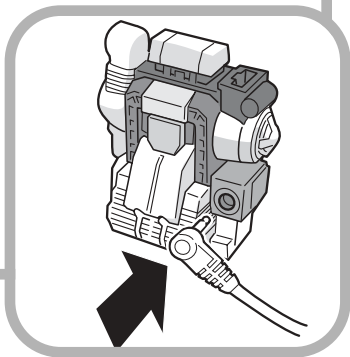
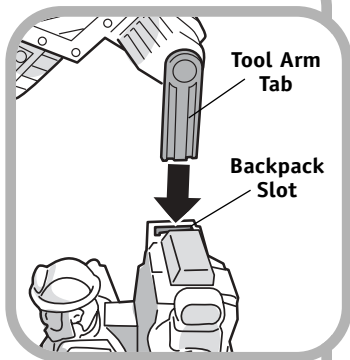

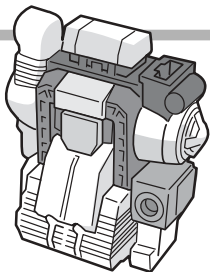
Tool needed for battery replacement:

Phillips screwdriver (not included).

Fisher-Price®



www.rescueheroes.com

ATTACHING THE BACKPACK AND THE TOOL ARM



- Slide the backpack onto the connector on back of the figure as shown.
- Slide the tab on the tool arm into the slot in the top of the backpack.
- Insert the plug from the tool arm into the socket in the backpack.

TAKING RESCUE POWER TO THE MAX!

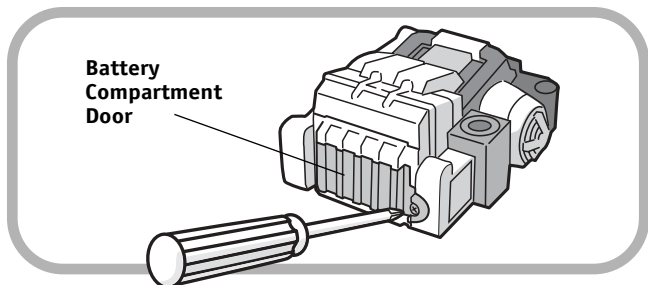


Back View

- Press the button on the backpack to activate the power chain saw.

BATTERY REPLACEMENT

For best performance, we recommend replacing the batteries that came with this toy with two, new alkaline "AA" (LR6) batteries.



- Locate the battery compartment door on the bottom of the backpack.
- Loosen the screw in the battery compartment door with a Phillips screwdriver. Remove the battery compartment door. Remove and throw away the exhausted batteries.
- Insert two new "AA" **alkaline** batteries.

***Hint:** We recommend using **alkaline** batteries for longer battery life.*

- Replace the battery compartment door and tighten the screw with a Phillips screwdriver. Do not over-tighten.
- When movement becomes slow or stops, it's time for an adult to change the batteries!

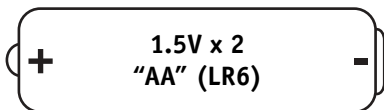
CARE

- Wipe the toy with a clean cloth dampened with a mild soap and water solution.
- Do not immerse the toy.

Fisher-Price, Inc., a subsidiary of Mattel, Inc. East Aurora, New York 14052, U.S.A.
©2003 Mattel, Inc. All Rights Reserved. ® and ™ designate U.S. trademarks of Mattel, Inc.

BATTERY SAFETY INFORMATION

For best results, use only alkaline batteries.



SHOWN ACTUAL SIZE

Batteries may leak fluids that can cause a chemical burn injury or ruin your toy. To avoid battery leakage:

- Do not mix old and new batteries or batteries of different types: alkaline, standard (carbon-zinc) or rechargeable (nickel-cadmium).
- Insert batteries as indicated on the backpack.
- Remove batteries during long periods of non-use. Always remove exhausted batteries from the toy. Dispose of batteries safely. Do not dispose of batteries in a fire. The batteries may explode or leak.
- Never short-circuit the battery terminals.
- Use only batteries of the same or equivalent type as recommended.
- Do not charge non-rechargeable batteries.
- Remove rechargeable batteries from the toy before charging.
- If removeable, rechargeable batteries are used, they are only to be charged under adult supervision.

GET THE REST OF TEAM POWERMAX™!

Each sold separately and subject to availability.



PowerMax™
Billy Blazes™
78369



PowerMax™
Jack Hammer™
78370



PowerMax™
Rocky Canyon™
78371



PowerMax™
Jake Justice™
78439



PowerMax™
Matt Medic™
78500



U.R.V.
**Ultimate
Robotic Vehicle™**
78362



PowerMax™
Ariel Flyer™
B0331



PowerMax™
Sam Sparks™
B2505



PowerMax™
Rock Miner™
B4248



PowerMax™
Hal E. Copter™
B8008

Questions? We'd like to hear from you!

Call Fisher-Price® Consumer Relations, toll-free at **1-800-432-5437**,
8 AM - 6 PM EST Monday through Friday. Hearing-impaired consumers using
TTY/TDD equipment, please call 1-800-382-7470. Or, write to:
Fisher-Price® Consumer Relations, 636 Girard Avenue,
East Aurora, New York 14052.

For countries outside the United States: **Canada: Questions? 1-800-567-7724.**
Mattel Canada Inc., 6155 Freemont Blvd., Mississauga, Ontario L5R 3W2.

Great Britain: Mattel UK Ltd. Vanwall Business Park, Maidenhead SL6 4UB, Helpline: 01628 500302.

Australia: Mattel Australia Pty. Ltd., 658 Church Street, Locked Bag #870, Richmond,
Victoria 3121 Australia. Consumer Advisory Service 1300 135 312.

New Zealand: 16-18 William Pickering Drive, Albany 1331, Auckland.

Asia: Mattel East Asia Ltd, Room 1106, South Tower, World Finance Centre, Harbour City, Tsimshatsui, HK, China.