



Please keep these instructions for future reference as they contain important information.

## 1 CONTENTS



**CAUTION:** Do not aim at eyes or face. **TO AVOID INJURY:** Use only rounds designed for this product. Do not modify rounds or dart blaster.

**WARNING:** Do not aim at eyes or face. Only use projectiles supplied with this toy.

Do not fire at point blank range.

Always wear appropriate eye-wear, sold separately.

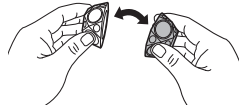


x4



x6

Pull rounds apart and stick them back together!



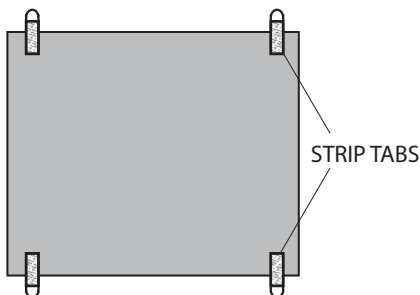
### NOTE TO PARENTS:

Before applying Command® Strips make sure the wall surface is clean and dry.

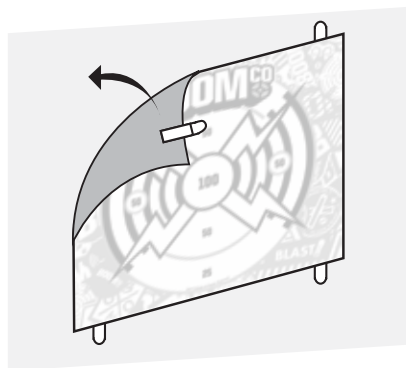
If cleaning is necessary, 3M recommends using isopropyl rubbing alcohol. Do not use household cleaners.

## 2 ATTACHING TARGET

- A.** Separate Command® Strips. Remove RED printed liners from Command® Strips and apply to back of target as shown. Make sure the strip tab is accessible for future removal.



- B.** Remove BLACK printed liner from Command® Strips and place target on the wall. Press firmly for 30 seconds.



### NOTE:

Apply strips to surfaces above 50°F (10°C).

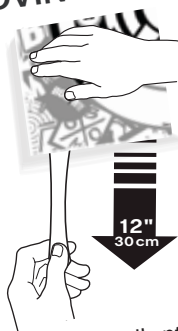
Adhesive could lose adhesion above 105°F (40°).

### CAUTION:

**DO NOT** use with wallpaper. May not adhere well to vinyl surfaces.

**DO NOT** hang items over beds.

### 3 REMOVING TARGETS

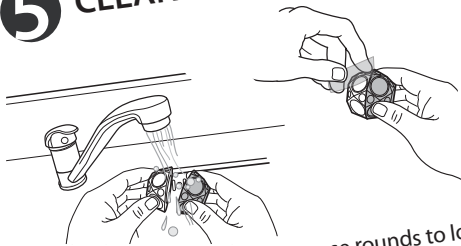


To remove targets from the wall entirely:  
NEVER pull strip towards you.

LIGHTLY hold target with one hand. Grab strip tab and SLOWLY STRETCH it at least 12 inches until target and strip release.

**NOTE:** Do not attempt to pry the target and strips off your wall, as this will cause damage.

### 5 CLEANING ROUNDS




Dust, dirt, and other debris can cause rounds to lose their adhesiveness.

To clean rounds, rinse with tap water or use tape to remove excess debris.

**NOTE:** Dry rounds before using again.

### 4 REMOVING ROUNDS



#### IMPORTANT:

Always remove rounds from target after play.  
Keep one hand pressed on target, and gently peel round off.

### 6 REPLACING TARGETS & SHIELDS



**Y8620/BBY17**

Replace time-worn targets and shields with **Y8620/BBY17 SMART STICK REFILLS**.

Each sold separately, subject to availability.



BCT02-0920



©2014 Mattel. All Rights Reserved. Mattel, Inc., 636 Girard Avenue, East Aurora, NY 14052, U.S.A. Consumer Relations 1-800-524-8697. Mattel U.K. Ltd., Vanwall Business Park, Maidenhead SL6 4UB. Helpline 01628 500303. Mattel Australia Pty., Ltd., Richmond, Victoria. 3121. Consumer Advisory Service - 1300 135 312. Mattel East Asia Ltd., Room 503-09, North Tower, World Finance Centre, Harbour City, Tsimshatsui, HK, China. Diimport & Diedarkan Oleh: Mattel SEA Ptd Ltd. (993532-P) Lot 13.5, 13th Floor, Menara Lien Hoe, Persiaran Tropicana Golf Country Resort, 47410 PJ. Malaysia. Tel:03-78803817, Fax:03-78803867.

Command® Strips are a product of 3M. For further information visit [command.com](http://command.com)  
3M and Command are trademarks of 3M. © 3M 2014. All Rights Reserved.