



# Magical Bow Sweet Home


## INSTRUCTIONS

Keep these instructions for future reference as they contain important information.

### BATTERY INSTALLATION:

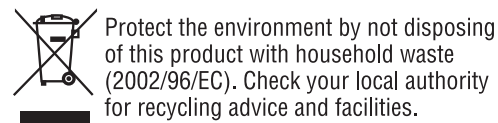
If the sounds play slowly or distort or the lights dim, replace the batteries with fresh batteries. Unscrew and lift cover away from bottom of product. Install batteries as indicated inside the battery compartment. For longer life use only alkaline batteries. If the toy begins to operate erratically, you may need to reset the electronics by removing the batteries and reinstalling them. Requires 3 "AA" (LR6) batteries.

REQUIRED TOOL: PHILLIPS SCREWDRIVER (NOT INCLUDED).



### BATTERY SAFETY INFORMATION

- In exceptional circumstances batteries may leak fluids that can cause a chemical burn injury or ruin your product. To avoid battery leakage:
- Non-rechargeable batteries are not to be recharged.
  - Rechargeable batteries are to be removed from the product before being charged.
  - Rechargeable batteries are only to be charged under adult supervision.
  - Do not mix alkaline, standard (carbon-zinc), or rechargeable (nickel-cadmium) batteries.
  - Do not mix old and new batteries.
  - Only batteries of the same or equivalent type as recommended are to be used.
  - Batteries are to be inserted with the correct polarity.
  - Exhausted batteries are to be removed from the product.
  - The supply terminals are not to be short-circuited.
  - Dispose of battery(ies) safely.
  - Do not dispose of this product in a fire. The batteries inside may explode or leak.



This equipment has been tested and found to comply with the limits for a Class B digital device, pursuant to part 15 of the FCC rules. These limits are designed to provide reasonable protection against harmful interference in a residential installation. This equipment generates, uses and can radiate radio frequency energy and, if not installed and used in accordance with the instructions, may cause harmful interference to radio communications. However, there is no guarantee that interference will not occur in a particular installation. If this equipment does cause harmful interference to radio or television reception, which can be determined by turning the equipment off and on, the user is encouraged to try to correct the interference by one or more of the following measures:

Reorient or relocate the receiving antenna. Increase the separation between the equipment and receiver. Connect the equipment into an outlet on a circuit different from that to which the receiver is connected. Consult the dealer or an experienced radio/TV technician for help.

NOTE: Changes or modifications not expressly approved by the manufacturer responsible for compliance could void the user's authority to operate the equipment.

This device complies with part 15 of the FCC Rules. Operation is subject to the following two conditions:

- (1) This device may not cause harmful interference, and
- (2) this device must accept any interference received, including interference that may cause undesired operation.

- THIS CLASS B DIGITAL APPARATUS COMPLIES WITH CANADIAN ICES-003.
- CET APPAREIL NUMERIQUE DE LA CLASSE B EST CONFORME A LA NORME NMB-003 DU CANADA.
- Operation is subject to the following two conditions: (1) this device may not cause interference, and (2) this device must accept any interference, including interference that may cause undesired operation of the device.
- L'utilisation de ce produit est sujette aux conditions suivantes : (1) il ne doit pas produire de brouillage et (2) il doit pouvoir tolérer tout brouillage reçu, même si ce brouillage est susceptible de compromettre son fonctionnement.

**CONSUMER ASSISTANCE**  
1-800-432-5437 (US & Canada)  
1300 135 312 (Australia)  
**service.fisher-price.com**

Fisher-Price, Inc., 636 Girard Avenue, East Aurora, NY 14052,  
Hearing-impaired consumers: 1-800-382-7470.

#### Outside the United States:


Canada: Mattel Canada Inc., 6155 Freemont Blvd.,  
Mississauga, Ontario L5R 3W2; www.service.mattel.com.

Great Britain: Mattel UK Ltd, Vanwall Business Park,  
Maidenhead SL6 4UB. Helpline: 01628 500303.  
www.service.mattel.com/uk

Mattel Europa B.V., Gondel 1, 1186 MJ Amstelveen, Nederland.

Australia: Mattel Australia Pty. Ltd., 658 Church Street,  
Locked Bag #870, Richmond, Victoria 3121 Australia.

New Zealand: 16-18 William Pickering Drive,  
Albany 1331, Auckland.



giveabookgetabook.com  
JGTJYCQMC66H

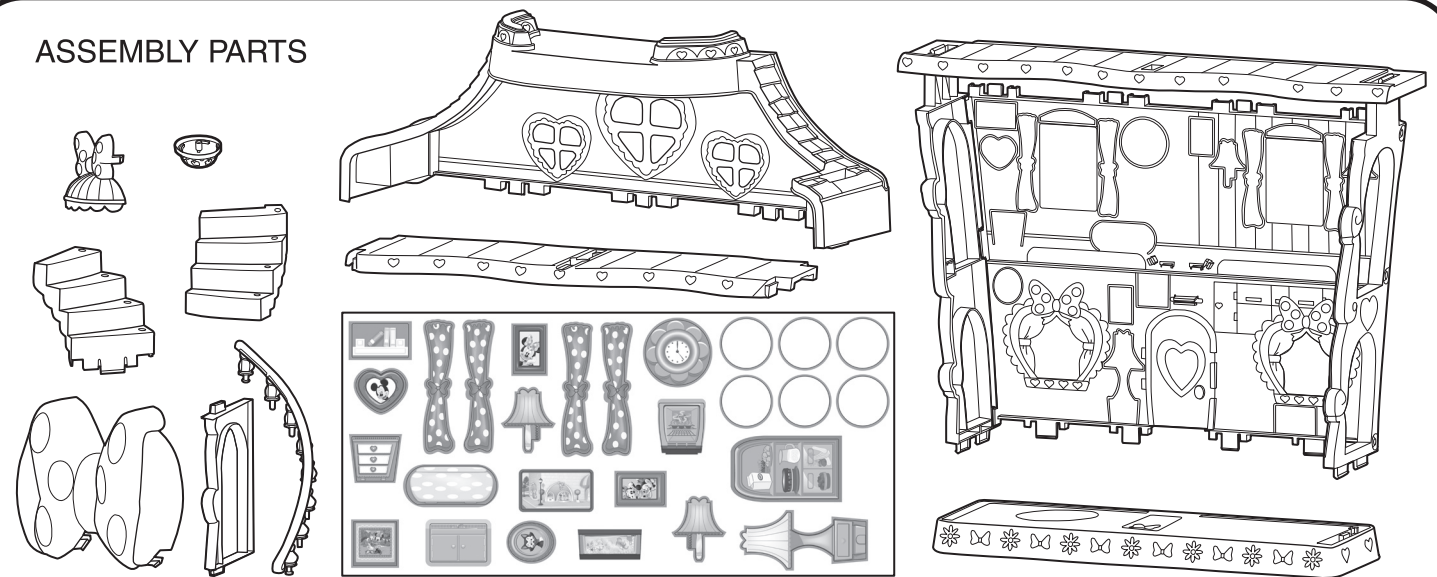
© Disney  
Visit DisneyJunior.com  
©2014 Mattel. All Rights Reserved.  
® and ™ designate U.S. trademarks of Mattel,  
except as noted.  
**PRINTED IN MEXICO.**  
Mattel East Asia Ltd., Room 503-09,  
North Tower, World Finance Centre, Harbour City,  
Tsimshatsui, HK, China.

BDG91

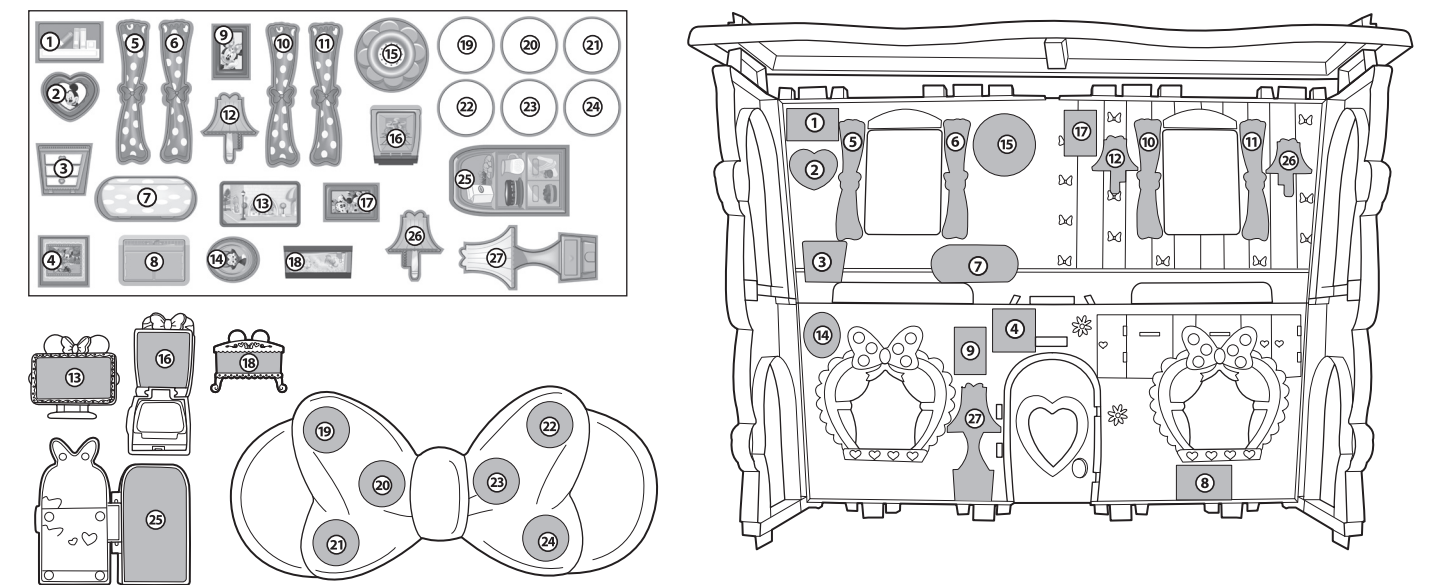
Fisher-Price®

ID: BDG91-0920G2

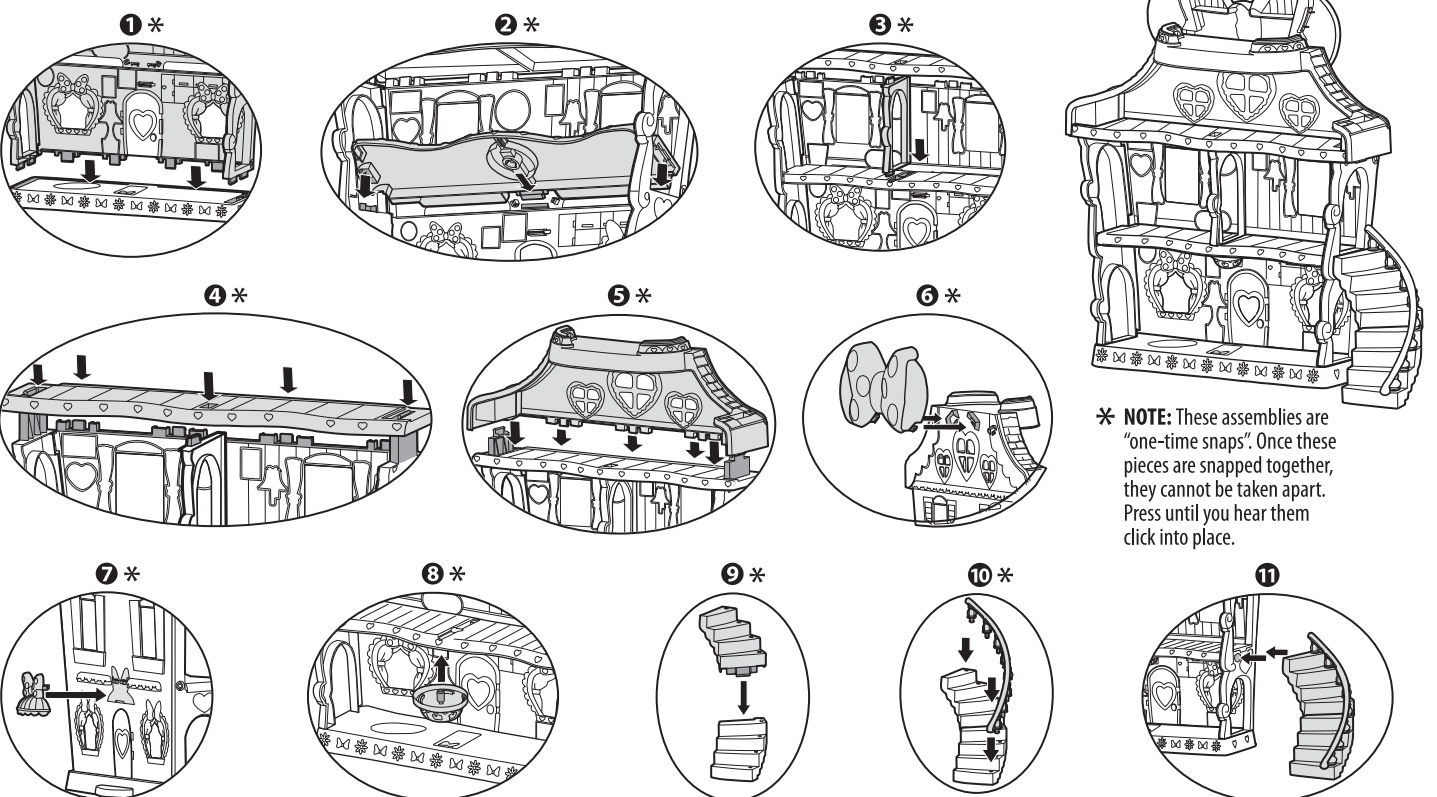
### ASSEMBLY PARTS



### LABEL PLACEMENT



### ASSEMBLY



\* NOTE: These assemblies are "one-time snaps". Once these pieces are snapped together, they cannot be taken apart. Press until you hear them click into place.

06/24/2014 Remark for G1  
- Updated label graphics on I/S.

08/04/2014 Remark for G2  
- Updated copy on I/S.

Item No : BDG91 Minnie's Bow Sweet House  
Version : US English(G2)  
Size : A4 double-side printing  
Paper : 100% Recycled Paper, 70 gsm  
Color : Black  
Date : 08/04/2014 (Yvonne Ye)