


**3+**

# **FUNNY TALKERS™ LIGHTNING MCQUEEN INSTRUCTIONS**

Please keep these instructions for future reference as they contain important information.

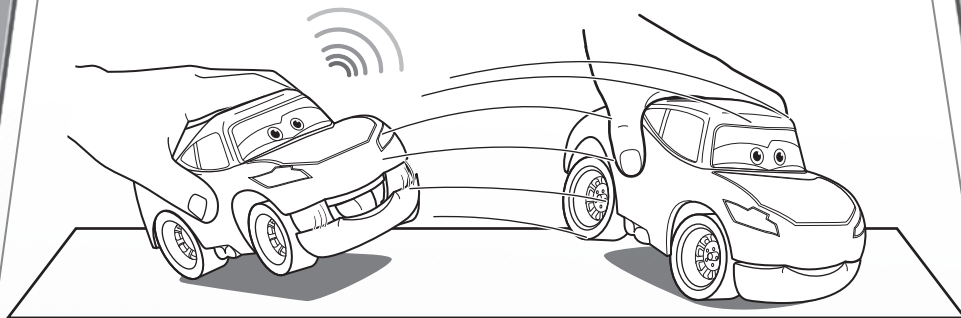
## **1 CONTENTS**



## **2 TO PLAY**

Includes 3 AG13 (LR44) button cell batteries.  
Dispose of batteries safely.

Pick vehicle up and put it down for sound effects. Hold vehicle in the air for extended sounds.

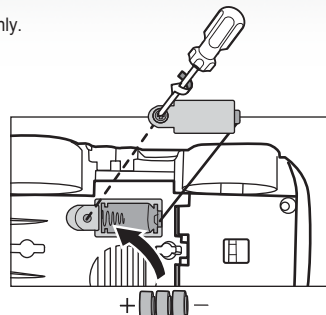


©2013 Mattel. All Rights Reserved.

Mattel, Inc., 636 Girard Avenue, East Aurora, NY 14052, U.S.A. Consumer Relations 1-800-524-8697. Mattel U.K. Ltd., Vanwall Business Park, Maidenhead SL6 4UB. Helpline 01628 500303. Mattel Australia Pty., Ltd., Richmond, Victoria. 3121. Consumer Advisory Service - 1300 135 312. Mattel East Asia Ltd., Room 503-09, North Tower, World Finance Centre, Harbour City, Tsimshatsui, HK, China. Diimport & Diedarkan Oleh: Mattel SEA Ptd Ltd. (993532-P) Lot 13.5, 13th Floor, Menara Lien Hoe, Persiaran Tropicana Golf Country Resort, 47410 PJ, Malaysia. Tel:03-78803817, Fax:03-78803867.



- Batteries included are for demonstration purposes only.
- Replace the batteries if the sounds are garbled.
- Unscrew the battery cover with a Phillips head screwdriver (not included).
- Remove batteries and dispose of them safely.
- Install 3 new AG13 (LR44) button cell batteries in the orientation (+/-) shown.
- Replace battery cover and tighten screw.
- For best performance, use only alkaline batteries.
- If vehicle malfunctions, remove batteries and re-install after 5 seconds. This should reset your vehicle and let you resume normal operation.

**BATTERY SAFETY INFORMATION**

In exceptional circumstances batteries may leak fluids that can cause a chemical burn injury or ruin your product. To avoid battery leakage:

- Non-rechargeable batteries are not to be recharged.
- Rechargeable batteries are to be removed from the product before being charged.
- Rechargeable batteries are only to be charged under adult supervision.
- Do not mix alkaline, standard (carbon-zinc), or rechargeable (nickel-cadmium) batteries.
- Do not mix old and new batteries.
- Only batteries of the same or equivalent type as recommended are to be used.
- Batteries are to be inserted with the correct polarity.
- Exhausted batteries are to be removed from the product.
- The supply terminals are not to be short-circuited.
- Dispose of battery(ies) safely.
- Do not dispose of this product in a fire. The batteries inside may explode or leak.



Protect the environment by not disposing of this product with household waste (2002/96/EC). Check your local authority for recycling advice and facilities.

**For product sold in USA**

**This device complies with Part 15 of the FCC Rules.**

Operation is subject to the following two conditions:

- (1) This device may not cause harmful interference, and
- (2) this device must accept any interference received, including interference that may cause undesired operation.

• This equipment has been tested and found to comply with the limits for a Class B digital device, pursuant to part 15 of the FCC rules. These limits are designed to provide reasonable protection against harmful interference in a residential installation. This equipment generates, uses and can radiate radio frequency energy and, if not installed and used in accordance with the instructions, may cause harmful interference to radio communications. However, there is no guarantee that

interference will not occur in a particular installation. If this equipment does cause harmful interference to radio or television reception, which can be determined by turning the equipment off and on, the user is encouraged to try to correct the interference by one or more of the following measures:

- Reorient or relocate the receiving antenna.
- Increase the separation between the equipment and receiver.
- Connect the equipment into an outlet on a circuit different from that to which the receiver is connected.
- Consult the dealer or an experienced radio/TV technician for help.

**NOTE: Changes or modifications not expressly approved by the manufacturer responsible for compliance could void the user's authority to operate the equipment.**

**For product sold in Canada • Pour les produits vendus au Canada**

**THIS CLASS B DIGITAL APPARATUS COMPLIES WITH CANADIAN ICES-003.**

**CET APPAREIL NUMÉRIQUE DE LA CLASSE B EST CONFORME À LA NORME NMB-003 DU CANADA.**

**(VALID FOR CANADA ONLY • VALABLE AU CANADA SEULEMENT)**

Operation is subject to the following two conditions:

- (1) this device may not cause interference, and (2) this device must accept any interference, including interference that may cause undesired operation of the device.

L'utilisation de ce dispositif est autorisée seulement aux conditions suivantes :

- (1) Il ne doit pas produire de brouillage et (2) il doit pouvoir tolérer tout brouillage radioélectrique reçu, même si ce brouillage est susceptible de compromettre son fonctionnement.