

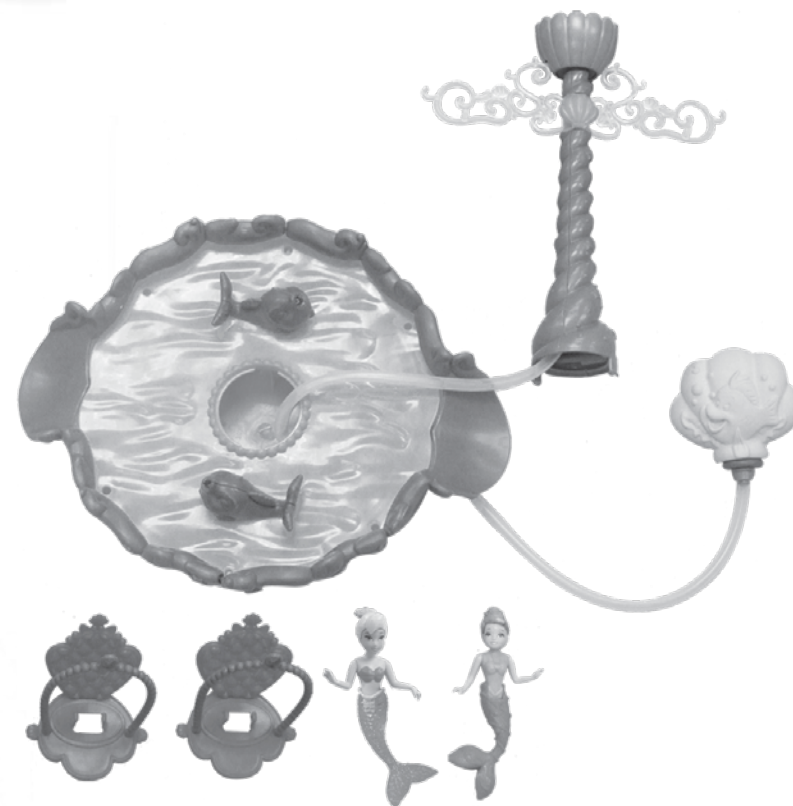
2 Squeeze shell repeatedly to activate fountain.



INSTRUCTIONS

CONTENTS

MATTEL
BGN32-0920
3+



WARNING:
CHOKING HAZARD – Small parts.
Not for children under 3 years.

Please remove everything from the package and compare to the contents shown here.
If any items are missing, please contact your local Mattel office.

Keep these instructions for future reference as they contain important information.


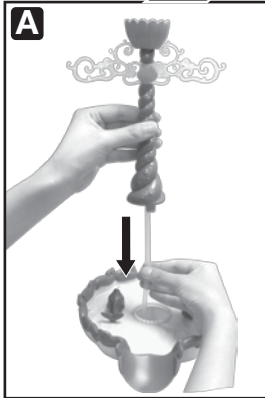

IMPORTANT: Keep shell underwater during play.

Water toys sometimes get messy. Please protect play surfaces before use.
Squeeze shell to pump all water out after play. Drain, rinse, clean and dry all items thoroughly before storing.

Mattel, Inc., 636 Girard Avenue, East Aurora, NY 14052, U.S.A. Consumer Relations 1-800-524-8697.
Mattel U.K. Ltd., Vanwall Business Park, Maidenhead SL6 4UB. Helpline 01628 500303.
Mattel Australia Pty., Ltd., Richmond, Victoria. 3121. Consumer Advisory Service - 1300 135 312.
Mattel East Asia Ltd., Room 503-09, North Tower, World Finance Centre, Harbour City, Tsimshatsui, HK, China.
Diimport & Diedarkan Oleh: Mattel SEA Ptd Ltd.(993532-P) Lot 13.5, 13th Floor, Menara Lien Hoe, Persiaran Tropicana Golf Country Resort, 47410 PJ. Malaysia. Tel:03-78803817, Fax:03-78803867.

ASSEMBLY

If part detaches, reattach as shown.



Keep tube straight and unfolded as shown.

LET'S PLAY!

1

