



Please keep this instruction sheet for future reference,
as it contains important information.

Requires four AA (LR6) **alkaline** (included) for operation.

Batteries included are for demonstration purposes only.

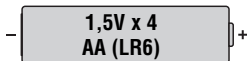
Battery installation is required. Only adults should install batteries.

Tool required: Phillips screwdriver (not included).

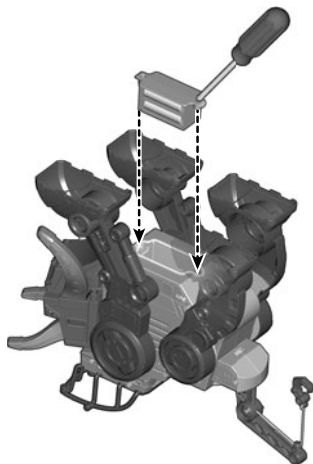
Wipe toy with a clean, damp cloth. Do not immerse.

Toy has no consumer serviceable parts. Do not take apart.

Battery Replacement



For longer life, use **alkaline** batteries.



- Loosen the screws in the battery compartment with a Phillips screwdriver. Lift to remove the battery compartment. Remove the exhausted batteries and dispose properly.
- Insert four, new AA (LR6) **alkaline** batteries.
- Replace the battery compartment and tighten the screws. Do not over-tighten.
- If this toy begins to operate erratically, you may need to reset the electronics. Slide the power switch off and then back on.
- When sounds/movement become faint or stop, it's time for an adult to change the batteries.

Battery Safety Information

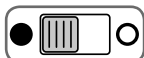
In exceptional circumstances, batteries may leak fluids that can cause a chemical burn injury or ruin your product. To avoid battery leakage:

- Do not mix old and new batteries or batteries of different types: alkaline, standard (carbon-zinc) or rechargeable (nickel-cadmium).
- Insert batteries as indicated inside the battery compartment.
- Remove batteries during long periods of non-use. Always remove exhausted batteries from the product. Dispose of batteries safely. Do not dispose of this product in a fire. The batteries inside may explode or leak.
- Never short-circuit the battery terminals.
- Use only batteries of the same or equivalent type as recommended.
- Do not charge non-rechargeable batteries.
- Remove rechargeable batteries from the product before charging.
- If removable, rechargeable batteries are used, they are only to be charged under adult supervision.



- Protect the environment by not disposing of this product with household waste (2002/96/EC). Check your local authority for recycling advice and facilities.

Alien-battling Mammoth!



Slide the power
ON ● or OFF ○.



WARNING

Do not aim at eyes or face.
Only use projectiles supplied
with this toy. Do not fire at
point blank range.



- Turn the disk for walking action, head movements and sound effects! Turn the disk again to stop.

- Push button to fire disks!

For cool responses, fire any of these



BFR72



BFT02



BFT03



BHX72



BHX73

Each toy sold separately and subject to availability

.....at this!



BHX71

When fired upon by other
Imaginext® space toys, this toy
will respond and then slowly
stop walking.

- The maximum response range between this toy and some Imaginext space toys is 12 feet (3,7m). Make sure you have a clear path.

- Bright sunlight or fluorescent lights may affect the response range of the toy. Try dimming the light in the room you are playing in.

Consumer Information



CONSUMER ASSISTANCE

1-800-432-5437 (US & Canada)
1300 135 312 (Australia)

service.fisher-price.com

Fisher-Price, Inc., 636 Girard Avenue, East Aurora, NY 14052.
Hearing-impaired consumers: 1-800-382-7470.

Outside the United States:

Canada: Mattel Canada Inc., 6155 Freemont Blvd.,
Mississauga, Ontario L5R 3W2; www.service.mattel.com.

Great Britain: Mattel UK Ltd, Vanwall Business Park,
Maidenhead SL6 4UB. Helpline: 01628 500303.
www.service.mattel.com/uk

Mattel Europa B.V., Gondel 1, 1186 MJ Amstelveen, Nederland.

Australia: Mattel Australia Pty. Ltd., 658 Church Street,
Locked Bag #870, Richmond, Victoria 3121 Australia.

New Zealand: 16-18 William Pickering Drive,
Albany 1331, Auckland.

ICES-003

This Class B digital apparatus complies with Canadian ICES-003. Operation is subject to the following two conditions:

(1) this device may not cause harmful interference and (2) this device must accept any interference received, including interference that may cause undesired operation.

NMB-003

Cet appareil numérique de la classe B est conforme à la norme NMB-003 du Canada.

L'utilisation de ce dispositif est autorisée seulement aux conditions suivantes :

(1) il ne doit pas produire de brouillage et (2) l'utilisateur du dispositif doit être prêt à accepter tout brouillage radioélectrique reçu, même si ce brouillage est susceptible de compromettre le fonctionnement du dispositif.

FCC Statement (United States Only)

This equipment has been tested and found to comply with the limits for a Class B digital device, pursuant to Part 15 of the FCC Rules. These limits are designed to provide reasonable protection against harmful interference in a residential installation. This equipment generates, uses and can radiate radio frequency energy and, if not installed and used in accordance with the instructions, may cause harmful interference to radio communications.

However, there is no guarantee that interference will not occur in a particular installation. If this equipment does cause harmful interference to radio or television reception, which can be determined by turning the equipment off and on, the user is encouraged to try to correct the interference by one or more of the following measures:

- Reorient or relocate the receiving antenna.
- Increase the separation between the equipment and receiver.
- Consult the dealer or an experienced radio/TV technician for help.

Note: Changes or modifications not expressly approved by the manufacturer responsible for compliance could void the user's authority to operate the equipment.

This device complies with Part 15 of the FCC Rules. Operation is subject to the following two conditions: (1) this device may not cause harmful interference and (2) this device must accept any interference received, including interference that may cause undesired operation.