



Dog

6+


- INCLUDES:**
 1 Plastic AmiGami™ Dog
 30 AmiGami™ Paper Parts
 55 Reusable* Stickers
 1 Curling Tool
 6 Pins with caps

*Stickers can be reused up to 3 times



1

Punch out the paper parts and strips.



2

Paper parts with pins fit into designated holes on the figure.



3

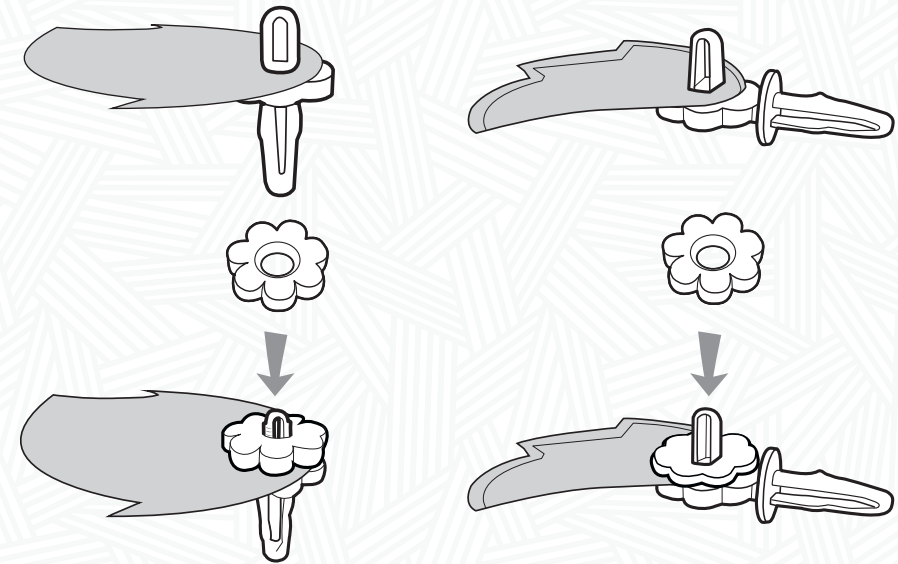
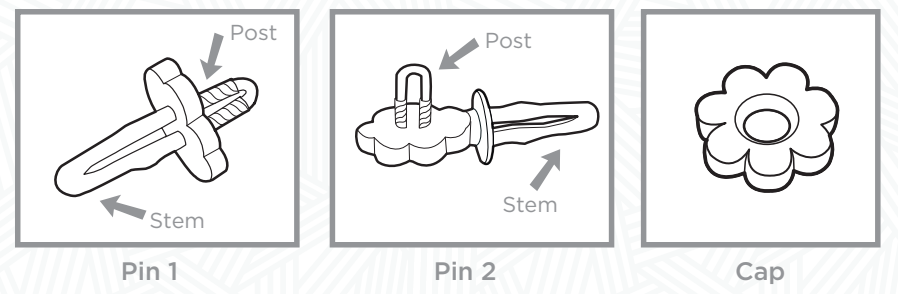
Curl strip before or after you put them on the figure.

Make YOUR AmiGami™ Dog any way YOU want!

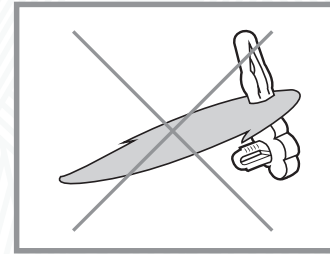


Tips for Designing:

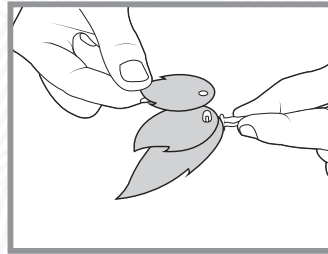
Using Pins:



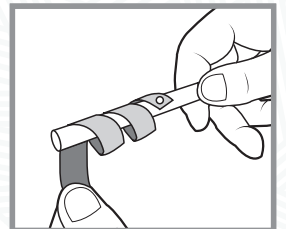
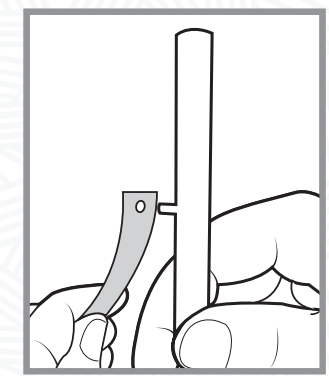
Be sure to put the paper parts on the post and NOT on the stem.




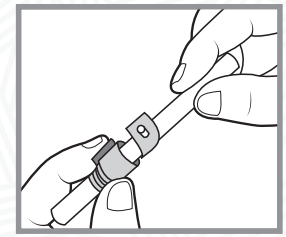
Pins can hold more than one paper part.



Curling AmiGami™ Paper:



Loose Curl



Tight Curl

©2014 Mattel. All Rights Reserved. Mattel, Inc., 636 Girard Avenue, East Aurora, NY 14052, U.S.A. Consumer Services 1-800-524-8697. Mattel U.K. Ltd., Vanwall Business Park, Maidenhead SL6 4UB. Helpline 01628 500303. Mattel Australia Pty. Ltd., Richmond, Victoria. 3121 Consumer Advisory Service - 1300 135 312. Mattel East Asia Ltd., Room 503-09, North Tower, World Finance Centre, Harbour City, Tsimshatsui, HK, China. Diimport & Diedarkan Oleh: Mattel Southeast Asia Pte. Ltd., No 19-1, Tower 3 Avenue 7, Bangsar South City, No 8, Jalan Kerinchi, 59200 Kuala Lumpur, Malaysia. Tel: 03-78803817, Fax: 03-78803867.

BLV27-1100344685G1_DOM

Asst. BHN44

