



Lay & play



Tummy-time



Sit & play

Please keep this instruction sheet for future reference,
as it contains important information.

Requires three AA batteries (included) for operation.

Batteries included are for demonstration purposes only.

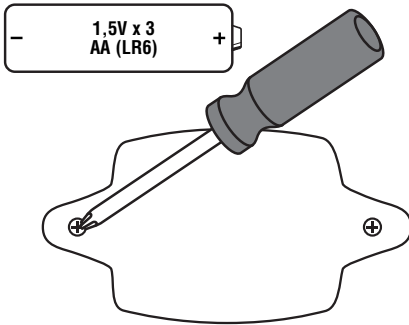
Adult assembly is required for crib attachment and battery replacement.

Tool required for battery replacement: Phillips screwdriver (not included).

Wipe this toy with a clean, damp cloth. Do not immerse.

This toy has no consumer serviceable parts. Do not take apart.

Battery Replacement



Battery Safety Information

In exceptional circumstances, batteries may leak fluids that can cause a chemical burn injury or ruin your product. To avoid battery leakage:

- Do not mix old and new batteries or batteries of different types: alkaline, standard (carbon-zinc) or rechargeable (nickel-cadmium).
 - Insert batteries as indicated inside the battery compartment.
 - Remove batteries during long periods of non-use. Always remove exhausted batteries from the product. Dispose of batteries safely. Do not dispose of product in a fire. The batteries inside may explode or leak.
 - Never short-circuit the battery terminals.
 - Use only batteries of the same or equivalent type, as recommended.
 - Do not charge non-rechargeable batteries.
 - Remove rechargeable batteries from the product before charging.
 - If removable, rechargeable batteries are used, they are only to be charged under adult supervision.
- For longer life, use **alkaline** batteries.
 - Loosen the screws in the battery compartment door with a Phillips screwdriver and remove the door.
 - Remove the exhausted batteries and dispose of them properly.
 - Insert three, new AA (LR6) **alkaline** batteries.
 - Replace the battery compartment door and tighten the screws.
 - If this toy begins to operate erratically, you may need to reset the electronics. Slide the power/volume switch off and then back on.
 - When sounds or lights become faint or stop, it's time for an adult to change the batteries.



- Protect the environment by not disposing of this product with household waste (2002/96/EC). Check your local authority for recycling advice and facilities.

Crib Attachment

- This toy must be attached to the crib when using in a crib.



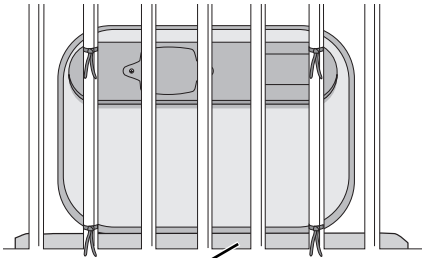
WARNING

Prevent Entanglement Injury

- This product may not attach to all crib designs. Do not add additional strings or straps to attach to a crib or playpen.

Prevent Falls From Climbing

- Remove this product from crib once the child can sit up unassisted or pull up to a standing position.



Mattress

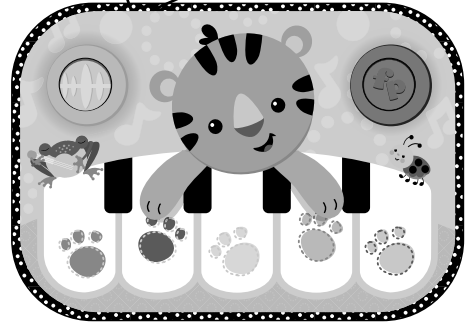
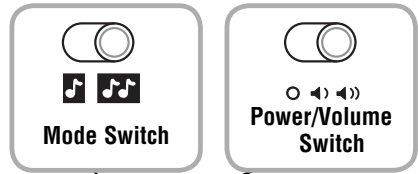
Always attach with all provided fasteners tightly to a crib or playpen according to the instructions. Check frequently.

- Position the toy against the crib spindles/slats and with the bottom touching the crib mattress.

Hint: For newborns, place the toy along the side of the crib where baby can easily hear and see it. For infants, place the toy near baby's feet.

- Tie each string tightly around a crib spindle/slat. It is better to tie the strings in a knot rather than a bow, since a bow may be easily untied.

2 Modes of Play!



- Slide the power/volume switch to:
 - ◀ ON with low volume
 - ▶ ON with high volume
 - OFF
- Slide the mode switch to:
 - 🎵 **Short Play** – Press a key for a short tune and dancing lights!
 - 🎵🎵 **Long Play** – Press a key for approximately 20 minutes of music and lights.

Hint: If your child is not actively playing with this toy, it turns off automatically.

Consumer Information



CONSUMER ASSISTANCE

1-800-432-5437 (US & Canada)
1300 135 312 (Australia)

service.fisher-price.com

Fisher-Price, Inc., 636 Girard Avenue, East Aurora, NY 14052.
Hearing-impaired consumers: 1-800-382-7470.

Outside the United States:

Canada: Mattel Canada Inc., 6155 Freemont Blvd.,
Mississauga, Ontario L5R 3W2; www.service.mattel.com.

Great Britain: Mattel UK Ltd, Vanwall Business Park,
Maidenhead SL6 4UB. Helpline: 01628 500303.
www.service.mattel.com/uk

Mattel Europa B.V., Gondel 1, 1186 MJ Amstelveen, Nederland.

Australia: Mattel Australia Pty. Ltd., 658 Church Street,
Locked Bag #870, Richmond, Victoria 3121 Australia.

New Zealand: 16-18 William Pickering Drive,
Albany 1331, Auckland.

CAN ICES-3 (B)/NMB-3 (B)

Operation is subject to the following two conditions:

- (1) this device may not cause interference, and
- (2) this device must accept any interference, including interference that may cause undesired operation of the device.

L'utilisation de ce dispositif est autorisée seulement aux conditions suivantes : (1) il ne doit pas produire de brouillage et (2) il doit pouvoir tolérer tout brouillage radioélectrique reçu, même si ce brouillage est susceptible de compromettre son fonctionnement.

FCC STATEMENT (UNITED STATES ONLY)

This equipment has been tested and found to comply with the limits for a Class B digital device, pursuant to Part 15 of the FCC rules. These limits are designed to provide reasonable protection against harmful interference in a residential installation. This equipment generates uses and can radiate radio frequency energy and, if not installed and used in accordance with the instructions, may cause harmful interference to radio communications. However, there is no guarantee that interference will not occur in a particular installation. If this equipment does cause harmful interference to radio or television reception, which can be determined by turning the equipment off and on, the user is encouraged to try to correct the interference by one or more of the following measures:

- Reorient or relocate the receiving antenna.
- Increase the separation between the equipment and receiver.
- Consult the dealer or an experienced radio/TV technician for help.

NOTE: Changes or modifications not expressly approved by the manufacturer responsible for compliance could void the user's authority to operate the equipment.

This device complies with Part 15 of the FCC Rules. Operation is subject to the following two conditions: (1) This device may not cause harmful interference, and (2) this device must accept any interference received, including interference that may cause undesired operation.