



TURBO FLIP THOMAS


INSTRUCTIONS

Keep these instructions for future reference as they contain important information.

BEFORE YOU BEGIN

Remove and discard the “Try Me” pull tab, located on the bottom of Thomas. Once the “Try Me” pull tab is removed, the toy will perform its full play pattern as described below.


Be sure the ON(I)/OFF(O) switch is in the ON(I) position. The ON(I)/OFF(O) switch is also located on the bottom of Thomas.




HOW TO PLAY

Press the buttons on the remote control to perform the following functions:

WHEELIE




BACKFLIP



FORWARD



REVERSE




Play without the remote control:

Thomas can also perform his own moves without the remote control by pressing the number “1” button.

BATTERY “Sleep” Mode: If you do not play with Thomas for more than 90 seconds, he will automatically go to “sleep” and shut-off to preserve the life of the batteries. To begin play again, press the number “1” button to “wake” Thomas up.

PARENTS’ NOTE:

For best performance, use on a hard flat surface or low-pile carpeting. For best results, make sure the remote control is no further than 10 feet (3 meters) away from Thomas while playing.



BATTERY INFORMATION

BATTERY INSTALLATION

Unscrew and lift covers away from back of Thomas and back of Remote Control. Install batteries as indicated inside the battery compartments. For longer life use only alkaline batteries. If the product begins to malfunction, check the battery installation. You may need to reset the electronics by removing the batteries and reinstalling them. If the product continues to malfunction or no longer operates, remove the batteries from the toy and replace them with fresh batteries. Requires 4 “AA” (LR6) alkaline batteries for Thomas and 2 “AAA” (LR03) alkaline batteries for Remote Control.

BATTERY SAFETY INFORMATION

In exceptional circumstances batteries may leak fluids that can cause a chemical burn injury or ruin your product. To avoid battery leakage:


- Non-rechargeable batteries are not to be recharged.
- Rechargeable batteries are to be removed from the product before being charged.
- Rechargeable batteries are only to be charged under adult supervision.
- Do not mix alkaline, standard (carbon-zinc), or rechargeable (nickel-cadmium) batteries.
- Do not mix old and new batteries.
- Only batteries of the same or equivalent type as recommended are to be used.
- Batteries are to be inserted with the correct polarity.
- Exhausted batteries are to be removed from the product.
- The supply terminals are not to be short-circuited.
- Dispose of battery(ies) safely.
- Do not dispose of this product in a fire. The batteries inside may explode or leak.

FCC STATEMENT (UNITED STATES ONLY)

This equipment has been tested and found to comply with the limits for a Class B digital device, pursuant to Part 15 of the FCC rules. These limits are designed to provide reasonable protection against harmful interference in a residential installation. This equipment generates uses and can radiate radio frequency energy and, if not installed and used in accordance with the instructions, may cause harmful interference to radio communications. However, there is no guarantee that interference will not occur in a particular installation. If this equipment does cause harmful interference to radio or television reception, which can be determined by turning the equipment off and on, the user is encouraged to try to correct the interference by one or more of the following measures: • Reorient or relocate the receiving antenna. • Increase the separation between the equipment and receiver. • Consult the dealer or an experienced radio/TV technician for help. NOTE: Changes or modifications not expressly approved by the manufacturer responsible for compliance could void the user’s authority to operate the equipment. This device complies with Part 15 of the FCC Rules. Operation is subject to the following two conditions: (1) This device may not cause harmful interference, and (2) this device must accept any interference received, including interference that may cause undesired operation.

CAN ICES-3 (B)/NMB-3 (B)

Operation is subject to the following two conditions: (1) this device may not cause interference, and (2) this device must accept any interference, including interference that may cause undesired operation of the device. L’utilisation de ce dispositif est autorisée seulement aux conditions suivantes : (1) il ne doit pas produire de brouillage et (2) il doit pouvoir tolérer tout brouillage radioélectrique reçu, même si ce brouillage est susceptible de compromettre son fonctionnement.



Required tool:
Phillips screwdriver (not included)

TROUBLESHOOTING GUIDE

SYMPTOM	SOLUTION
Engine drives slowly or does not perform properly	<ul style="list-style-type: none">• The wheels on the engine may be dirty. Wipe them with a clean cloth.• Reset the electronics by turning the ON (I)/OFF (O) switch to OFF (O) and then ON (I) again.• Battery power in the engine may be weak. Replace all FOUR batteries in the engine with fresh, alkaline batteries.
Engine does not respond to the remote control	<ul style="list-style-type: none">• Re-start the engine by pressing his number “1” button.• Make sure the toy is resting on all four wheels on the floor before using. Toy will not respond if lifted up off the ground.• Battery power in the remote control or in the engine may be weak. Replace TWO batteries in remote control and FOUR batteries in engine with fresh, alkaline batteries.• You may be beyond the maximum range (right & left – 10 feet/3 meters; front & back – 16 feet/5 meters) of the remote control. Move the remote control closer to the engine.• You may not have a clear path between the engine and the remote control. This toy works best when there are no obstructions between the engine and the remote.• Try dimming the lights in the room. Bright sunlight or fluorescent lights may affect the range of the remote control.

2

CONSUMER ASSISTANCE
1-800-432-5437 (US & Canada)
1300 135 312 (Australia)
service.fisher-price.com

Fisher-Price, Inc., 636 Girard Avenue, East Aurora, NY 14052.
Hearing-impaired consumers: 1-800-382-7470.

Outside the United States:
Canada: Mattel Canada Inc., 6155 Freemont Blvd.,
Mississauga, Ontario L5R 3W2; www.service.mattel.com.
Great Britain: Mattel UK Ltd, Vauxhall Business Park,
Maidenhead SL6 4UB. Helpline: 01628 500303.
www.service.mattel.com/uk
Mattel Europa B.V., Gondel 1, 1186 MJ Amstelveen, Nederland.
Australia: Mattel Australia Pty. Ltd., 658 Church Street,
Locked Bag #870, Richmond, Victoria 3121 Australia.
New Zealand: 16-18 William Pickering Drive,
Albany 1331, Auckland.

Thomas the Tank Engine & Friends™
CREATED BY BRIJT ALLCROFT
Based on the Railway Series by The Reverend W Awdry.
©2015 Gullane (Thomas) Limited. Thomas the Tank Engine & Friends and Thomas & Friends are trademarks of Gullane (Thomas) Limited.
©2015 HIT Entertainment Limited. HIT and the HIT logo are trademarks of HIT Entertainment Limited.
©2015 Mattel. All Rights Reserved. ® and ™ designate U.S. trademarks of Mattel, except as noted. **PRINTED IN CHINA.**
Mattel East Asia Ltd., Room 503-09, North Tower, World Finance Centre, Harbour City, Tsimshatsui, HK, China. Tel.: (852) 3185-6500.



Protect the environment by not disposing of this product with household waste (2002/96/EC). Check your local authority for recycling advice and facilities.

CGM95-0970-G1
1100370846-DOM



Fisher-Price