

BOUNCE-OFF™ PARTY!

CONTAINS:

- 30 Balls (15 Green, 15 Orange)
- 6 Ball Holders
- 6 Individual Game Trays (Can Form One Large Game Tray)
- 15 Challenge Cards


7+

4-6

WARNING:
CHOKING HAZARD - Toy contains small balls. Not for children under 3 years.

RELAY PLAY:

- 1 Select teams of up to 3 players. Each team member takes 5 balls of the team color and puts them in their ball holders. (Check below if you have fewer players).
- 2 Set up all 6 trays as shown in the diagram with three trays across from the other three trays.
- 3 After shuffling, place one of the ten green Relay Challenge cards face down between each set of trays. Players line up NEXT to their own team members with the opposing team lined up the same way ACROSS from them.



Green Card

- 4 After everything is set up, team members will go IN ORDER trying to match the design on the card by bouncing their balls into the grid in front of them. **REMEMBER THAT THIS IS A RELAY: THE 2ND AND 3RD TEAM MEMBERS MAY NOT START BOUNCING UNTIL THE TEAM MEMBER BEFORE THEM HAS SUCCESSFULLY MATCHED THE DESIGN ON THE CHALLENGE CARD IN FRONT OF THEM. PLAYERS ALSO MAY NOT TURN OVER THEIR CARD UNTIL IT'S THEIR TURN TO BOUNCE.**
- 5 The ball must bounce at least once before it goes into the tray. If you use all your balls, take one out of the tray to keep bouncing.

**THE FIRST TEAM TO MATCH THE DESIGN
ON ALL 3 CHALLENGE CARDS WINS THE ROUND.
THE FIRST TEAM TO WIN 3 ROUNDS WINS THE GAME!**

NOTE:



All players must match the design on the challenge card in front of them before the next team member may start. This means that even if your OPPONENT has matched your challenge card, you have to keep bouncing and match before the next member of YOUR team may start trying to match their challenge card.

IF THERE IS ONLY 1 PLAYER ON EACH TEAM:


Game trays are set up in the same pattern. Players move to the next game tray and start bouncing on the 2nd and 3rd challenge cards.

IF THERE ARE ONLY 2 PLAYERS PER TEAM:

Game trays are set up in the same pattern. After the 1st player on each team has matched their challenge card, they move down to the 3rd tray to match that challenge card after the 2nd team member is done.


BIG TRAY PLAY:

For regular Bounce-Off™ play (but with more balls and a bigger game tray!), put all six trays together, to form one big tray.



The tabs on the side of the trays will fit into the open spaces on other trays. To put all 6 together, you'll need to lift some trays onto some tabs so that they nest correctly.

- 1 Select teams. A team may be up to 3 players. Each team member takes 5 balls of the team color.
- 2 Shuffle the five orange cards that are meant for Big Tray Play and turn one over.



Orange Card

- 3 All players **BOUNCE AT THE SAME TIME** trying to match the design on the card with the balls of their team color.
- 4 The ball must bounce at least once before it goes into the tray. If you use all your balls, take one out of the tray to keep bouncing.
- 5 Once you've matched the design, grab the card and turn over another.

THE FIRST TEAM TO TAKE 3 CARDS WINS!

A hard playing surface makes for the best bounce!



©2014 Mattel. All Rights Reserved. Mattel, Inc., 636 Girard Avenue, East Aurora, NY 14052, U.S.A. Consumer Services 1-800-524-8697. Mattel U.K. Ltd., Vanwall Business Park, Maidenhead SL6 4UB. Helpline 01628 500303. Mattel Australia Pty., Ltd., Richmond, Victoria. 3121. Consumer Advisory Service - 1300 135 312. Mattel East Asia Ltd., Room 503-09, North Tower, World Finance Centre, Harbour City, Tsimshatsui, HK, China. Diimport & Diedarkan Oleh: Mattel SEA Ptd Ltd.(993532-P) Lot 13.5, 13th Floor, Menara Lien Hoe, Persiaran Tropicana Golf Country Resort, 47410 PJ. Malaysia. Tel:03-78803817, Fax:03-78803867.



CHH38-0920G1