

nickelodeon

Shimmer
and
Shine

Magic Flying Carpet

Keep these instructions for future reference
as they contain important information.



WARNING:

CHOKING HAZARD – Small parts.

Not for children under 3 years.

HELPFUL HINTS


In order to preserve battery life, carpet enters sleep mode if inactive for more than 20 seconds. To wake up, press the front button on the carpet (tilt activation is disabled during sleep).

Press the jewel button on the carpet at any time to pause motion.


HOW TO PLAY

1

ON/OFF switch located on bottom of product.



2. Figures can sit or lie down.



- 3. Press the jewel to start play and hear songs and phrases.
Press the jewel at any time to pause motion.
If carpet goes to sleep, press the jewel to wake it up.**



- 4. Tilt carpet up or down for different sounds and phrases.**



BATTERY INSTALLATION:

Unscrew and lift away cover from bottom of product. Install batteries as indicated inside the battery compartment. For longer life use only alkaline batteries. If the product begins to malfunction, check the battery installation. You may need to reset the electronics by removing the batteries and reinstalling them. If the product continues to malfunction or no longer operates, remove the batteries from the toy and replace them with fresh batteries. Requires 3 "AAA" (LR03) alkaline batteries.

BATTERY SAFETY INFORMATION

In exceptional circumstances batteries may leak fluids that can cause a chemical burn injury or ruin your product. To avoid battery leakage:

- Non-rechargeable batteries are not to be recharged.
- Rechargeable batteries are to be removed from the product before being charged.
- Rechargeable batteries are only to be charged under adult supervision.
- Do not mix alkaline, standard (carbon-zinc), or rechargeable (nickel-cadmium) batteries.
- Do not mix old and new batteries.
- Only batteries of the same or equivalent type as recommended are to be used.
- Batteries are to be inserted with the correct polarity.
- Exhausted batteries are to be removed from the product.
- The supply terminals are not to be short-circuited.
- Dispose of battery(ies) safely.
- Do not dispose of this product in a fire. The batteries inside may explode or leak.

FCC STATEMENT (UNITED STATES ONLY)

This equipment has been tested and found to comply with the limits for a Class B digital device, pursuant to Part 15 of the FCC rules. These limits are designed to provide reasonable protection against harmful interference in a residential installation. This equipment generates uses and can radiate radio frequency energy and, if not installed and used in accordance with the instructions, may cause harmful interference to radio communications. However, there is no guarantee that interference will not occur in a particular installation. If this equipment does cause harmful interference to radio or television reception, which can be determined by turning the equipment off and on, the user is encouraged to try to correct the interference by one or more of the following measures:

- Reorient or relocate the receiving antenna.
- Increase the separation between the equipment and receiver.
- Consult the dealer or an experienced radio/TV technician for help.


NOTE: Changes or modifications not expressly approved by the manufacturer responsible for compliance could void the user's authority to operate the equipment. This device complies with Part 15 of the FCC Rules. Operation is subject to the following two conditions: (1) This device may not cause harmful interference, and (2) this device must accept any interference received, including interference that may cause undesired operation.

CAN ICES-3 (B)/NMB-3 (B)

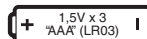
Operation is subject to the following two conditions: (1) this device may not cause interference, and (2) this device must accept any interference, including interference that may cause undesired operation of the device.

L'utilisation de ce dispositif est autorisée seulement aux conditions suivantes : (1) il ne doit pas produire de brouillage et (2) il doit pouvoir tolérer tout brouillage radioélectrique reçu, même si ce brouillage est susceptible de compromettre son fonctionnement.

REQUIRED TOOL: PHILLIPS SCREWDRIVER (NOT INCLUDED).



Battery box located on bottom of product.



Protect the environment by not disposing of this product with household waste (2012/19/EU). Check your local authority for recycling advice and facilities.



CONSUMER ASSISTANCE

1-800-432-5437 (US & Canada)
1300 135 312 (Australia)

service.fisher-price.com

Fisher-Price, Inc., 636 Girard Avenue, East Aurora, NY 14052.
Hearing-impaired consumers: 1-800-382-7470.

Outside the United States:

Canada: Mattel Canada Inc., 6155 Freemont Blvd.,
Mississauga, Ontario L5R 3W2; www.service.mattel.com.

Great Britain: Mattel UK Ltd, Vanwall Business Park,
Maidenhead SL6 4UB. Helpline: 01628 500303.
www.service.mattel.com/uk

Mattel Europa B.V., Gondel 1, 1186 MJ Amstelveen, Nederland.

Australia: Mattel Australia Pty. Ltd., 658 Church Street,
Locked Bag #870, Richmond, Victoria 3121 Australia.

New Zealand: 16-18 William Pickering Drive,
Albany 1331, Auckland.

© 2016 Viacom International Inc.
All Rights Reserved. Nickelodeon,
Shimmer and Shine and all related titles,
logos and characters are trademarks of
Viacom International Inc.

©2016 Mattel. All Rights Reserved.
® and ™ designate U.S. trademarks of Mattel,
except as noted. **PRINTED IN INDONESIA.**
Mattel East Asia Ltd., Room 503-09,
North Tower, World Finance Centre,
Harbour City, Tsimshatsui, HK, China.
Tel.: (852) 3185-6500.

DGL84-0970
1100790708-DOM

FisherPrice®