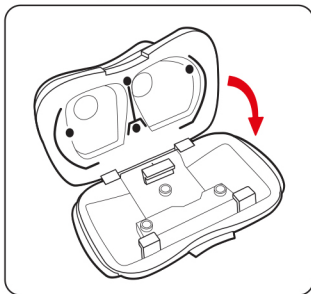


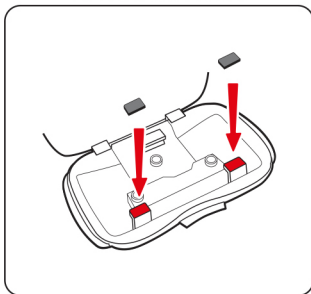
# FOR FIRST TIME USE

If the latch to open the viewer is **TOO LOOSE** with your phone inserted, then attach the included foam pads where indicated for a better fit.

OPEN VIEWER



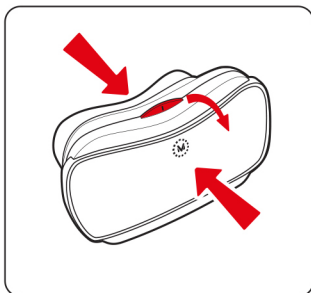
APPLY FOAM PADS



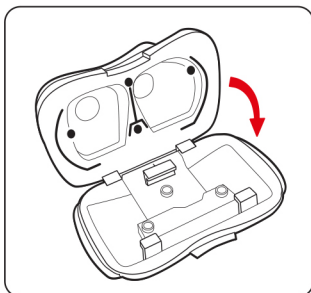
---

If the latch on your viewer is **DIFFICULT TO OPEN**, apply pressure on both halves of the viewer when opening the latch.

SQUEEZE VIEWER  
WHILE OPENING



OPEN VIEWER



[www.view-master.com/troubleshooting](http://www.view-master.com/troubleshooting)