
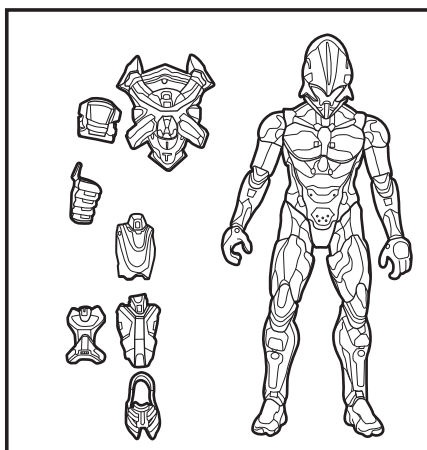


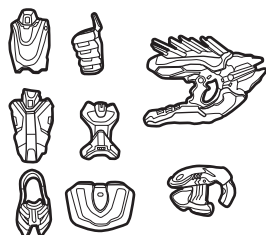
INSTRUCTIONS

Please keep these instructions for future reference as they contain important information.

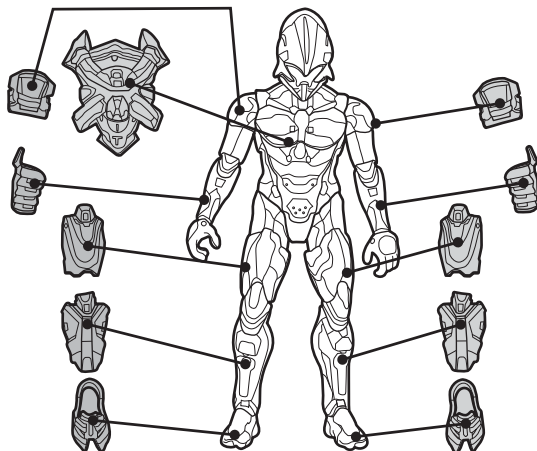
1 CONTENTS



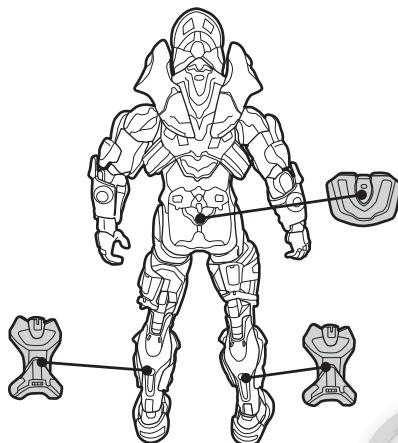
WARNING:
CHOKING HAZARD – Small parts.
Not for children under 3 years.



2 ATTACHING ARMOR




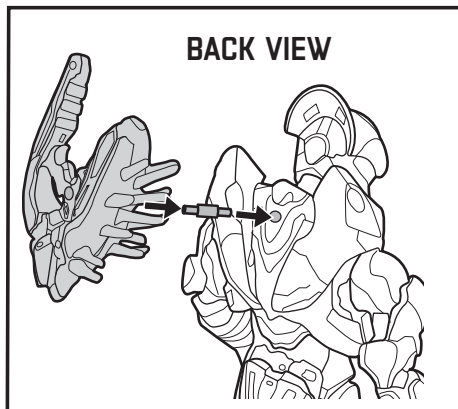
BACK VIEW




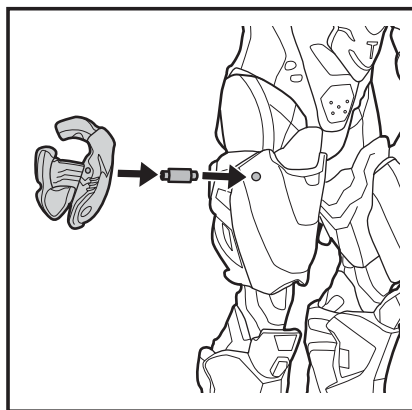
3

ACCESSORY STORAGE

A. Use the long pin to attach primary accessory to figure's back.



B. Use the short pin to attach secondary accessory to figure's hip armor.



©2016 Mattel. All Rights Reserved. ® and ™ designate U.S. trademarks of Mattel, except as noted. Mattel, Inc., 636 Girard Avenue, East Aurora, NY 14052, U.S.A. Consumer Relations 1-800-524-8697. Mattel U.K. Ltd., Vanwall Business Park, Maidenhead SL6 4UB. Helpline 01628 500303. Mattel Australia Pty., Ltd., Richmond, Victoria, 3121. Consumer Advisory Service - 1300 135 312. Mattel East Asia Ltd., Room 503-09, North Tower, World Finance Centre, Harbour City, Tsimshatsui, HK, China. Diimport & Diedarkan Oleh: Mattel SEA Ptd Ltd.(993532-P) Lot 13.5, 13th Floor, Menara Lien Hoe, Persiaran Tropicana Golf Country Resort, 47410 P.J. Malaysia. Tel:03-78803817, Fax:03-78803867.

Asst. DNT98
DNV04-9071

1100940783-Dom



© 2016 Microsoft Corporation. All Rights Reserved. Microsoft, 343 Industries, the 343 Industries logo, Halo, the Halo logo are trademarks of the Microsoft group of companies.

