

**Fisher-Price®**

DRM39



**Keep this instruction sheet for future reference,  
as it contains important information.**

**THINK & LEARN**



## CONSUMER ASSISTANCE

1-800-432-5437 (US & Canada)

1300 135 312 (Australia)

 [service.fisher-price.com](http://service.fisher-price.com)

Fisher-Price, Inc., 636 Girard Avenue, East Aurora, NY 14052.

Hearing-impaired consumers: 1-800-382-7470.

### Outside the United States:

Canada: Mattel Canada Inc., 6155 Freemont Blvd.,  
Mississauga, Ontario L5R 3W2; [www.service.mattel.com](http://www.service.mattel.com).

Great Britain: Mattel UK Ltd, Vanwall Business Park,  
Maidenhead SL6 4UB. Helpline: 01628 500303.  
[www.service.mattel.com/uk](http://www.service.mattel.com/uk)

Mattel Europa B.V., Gondel 1, 1186 MJ Amstelveen, Nederland.

Australia: Mattel Australia Pty. Ltd., 658 Church Street,  
Locked Bag #870, Richmond, Victoria 3121 Australia.

New Zealand: 16-18 William Pickering Drive,  
Albany 1331, Auckland.



Protect the environment by not disposing of this product with household waste (2012/19/EU). Check your local authority for recycling advice and facilities.

# Consumer Information



Requires four AAA batteries (included) for operation. Batteries included are for demonstration purposes only.



Battery replacement is required. Only adults should replace batteries. Tool required: Phillips screwdriver (not included).



Do not connect to more than the recommended number of power supplies.

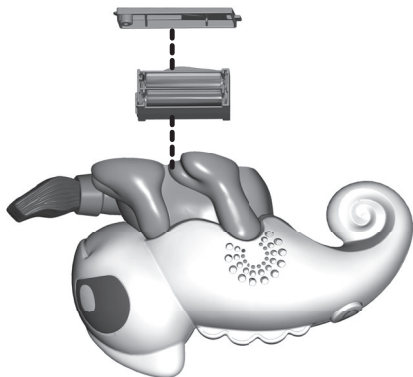


For best results, keep the brush tip clean. Wipe toy with a clean, damp cloth. Do not immerse the toy. Do not dip the brush tip in liquid. This toy has no consumer serviceable parts. Do not take apart.

## Tips and Hints

- The area you are scanning should be **at least** the size of the base of the brush or larger.
- Listen carefully! Chameleon lets you know if you aren't close enough to the object you are scanning.
- If you think you need a hint, pay attention to Chameleon. He might say something to help you or light up as a "clue"!
- Chameleon knows up to 15 different colors. If Chameleon is not sure of the color you scanned, you might hear, "I think that's red".
- If you want to skip an activity, press and hold the scan button as soon as the activity starts.
- Chameleon may not read every surface you scan, for example: televisions, computer monitors, tablet or mobile devices, stained glass windows or colored light bulbs.

# Battery Replacement



- 
- For longer life, use **alkaline** batteries.
  - Loosen the screw in the battery compartment door and remove the door. Remove the exhausted batteries and dispose properly.
  - Pull to remove the battery compartment.
  - Remove the exhausted batteries and dispose properly.
  - Insert four, new AAA (LR03) **alkaline** batteries.
  - Replace the battery compartment into the base of the toy. Replace the battery compartment door and tighten the screw. Do not over-tighten.
  - If this toy begins to operate erratically, you may need to reset the electronics. Slide the power/mode switch off and back on.
  - When sounds/lights become faint or stop, it's time for an adult to change the batteries.

# 3 Active Learning Modes



## Colors

- **Color Identification:** Touch the object you want to scan with Chameleon's paint brush. Then, press the scan button. Chameleon turns white briefly while he thinks and then when he recognizes the color, he will say it and turn the same color!
- **Color Recognition:** Listen for Chameleon to tell you what color to find. Look for an object with the same color. Touch the object with Chameleon's paint brush and press the scan button. Did you find the right color?
- **Color Mixing:** Chameleon teaches you how to mix primary colors to make secondary colors. Listen to the prompts to find the first color, then find the next color. What color did you make?



## Numbers & Counting




- **Free Play Count:** Scan different colors and listen to Chameleon count how many from 1 to 10!
- **Counting Directed Colors:** Listen for the color Chameleon wants you to find. Then, scan as many objects as you can with the same color (up to 30). If you accidentally scan the wrong color, Chameleon reminds you what color you are looking for.
- **Number Hunt:** Scatter the paint splats on the floor with the numbers facing up. Find the chip with the right number!



## Games

- **Counting Colors:** Ready, set, go! Find as many colors as you can in 20 seconds.
- **Follow the Lights:** What color is Chameleon? Scan an object that matches his color. Watch Chameleon change to two, three or four different colors. Scan objects with these colors in the same order. Follow Chameleon's lead!



Slide the power/mode switch to: Colors , Counting Colors **123**, Games  or OFF .



Scan the paint splats or other colors on objects around you!

# Battery Safety Information

**In exceptional circumstances, batteries may leak fluids that can cause a chemical burn injury or ruin your product. To avoid battery leakage:**

- Do not mix old and new batteries or batteries of different types: alkaline, standard (carbon-zinc) or rechargeable (nickel-cadmium).
- Insert batteries as indicated inside the battery compartment.
- Remove batteries during long periods of non-use. Always remove exhausted batteries from the product. Dispose of batteries safely. Do not dispose of this product in a fire. The batteries inside may explode or leak.
- Never short-circuit the battery terminals.
- Use only batteries of the same or equivalent type, as recommended.
- Do not charge non-rechargeable batteries.
- Remove rechargeable batteries from the product before charging.
- If removable, rechargeable batteries are used, they are only to be charged under adult supervision.

# FCC Statement

## **(UNITED STATES ONLY)**

This equipment has been tested and found to comply with the limits for a Class B digital device, pursuant to Part 15 of the FCC rules. These limits are designed to provide reasonable protection against harmful interference in a residential installation. This equipment generates uses and can radiate radio frequency energy and, if not installed and used in accordance with the instructions, may cause harmful interference to radio communications. However, there is no guarantee that interference will not occur in a particular installation. If this equipment does cause harmful interference to radio or television reception, which can be determined by turning the equipment off and on, the user is encouraged to try to correct the interference by one or more of the following measures:

- Reorient or relocate the receiving antenna.
- Increase the separation between the equipment and receiver.
- Consult the dealer or an experienced radio/TV technician for help.

NOTE: Changes or modifications not expressly approved by the manufacturer responsible for compliance could void the user's authority to operate the equipment.

This device complies with Part 15 of the FCC Rules. Operation is subject to the following two conditions: (1) This device may not cause harmful interference, and (2) this device must accept any interference received, including interference that may cause undesired operation.

## **CAN ICES-3 (B)/NMB-3 (B)**

Operation is subject to the following two conditions: (1) this device may not cause interference, and (2) this device must accept any interference, including interference that may cause undesired operation of the device.

L'utilisation de ce dispositif est autorisée seulement aux conditions suivantes : (1) il ne doit pas produire de brouillage et (2) il doit pouvoir tolérer tout brouillage radioélectrique reçu, même si ce brouillage est susceptible de compromettre son fonctionnement.