



## COBRA COIL



**4+**

service.mattel.com

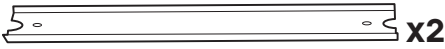
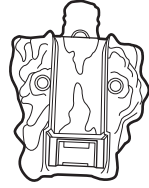
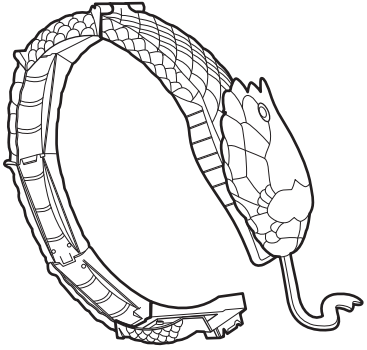
**HOTWHEELS.COM**



ASST.DWK94  
DWK95-0970-G1  
1101102547-D0M  
ASST.DYL99  
DYM00-0970-G1  
1101296164-D0M

PLEASE KEEP THESE INSTRUCTIONS FOR FUTURE REFERENCE AS THEY CONTAIN IMPORTANT INFORMATION.

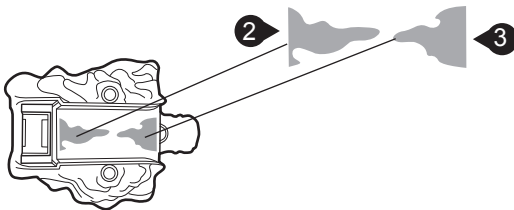
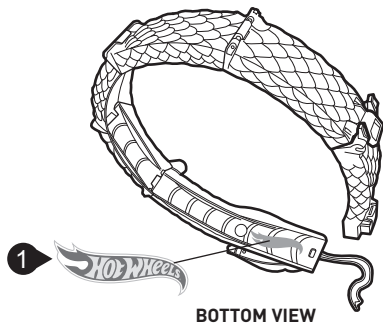
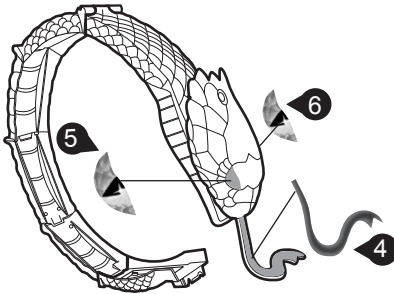
# CONTENTS



## LABEL SHEET

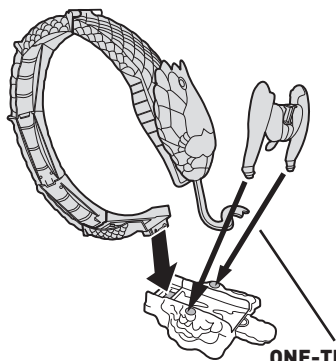


# APPLY LABELS



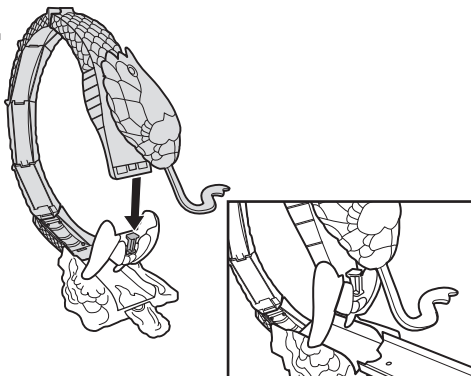
# ASSEMBLY

1.


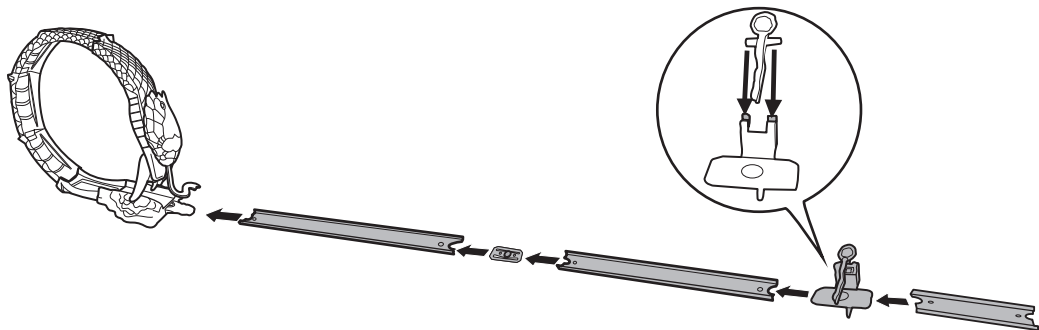


ONE-TIME ASSEMBLY

2.



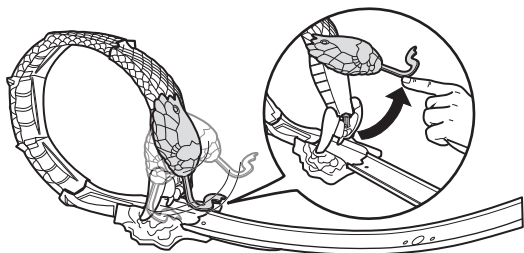
3.




NOT FOR USE WITH SOME HOT WHEELS® VEHICLES.

# TO PLAY

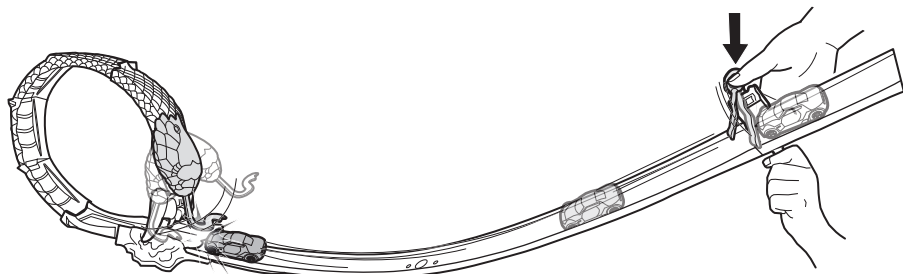
**1. TAP COBRA HEAD TO MAKE IT START SWINGING.**



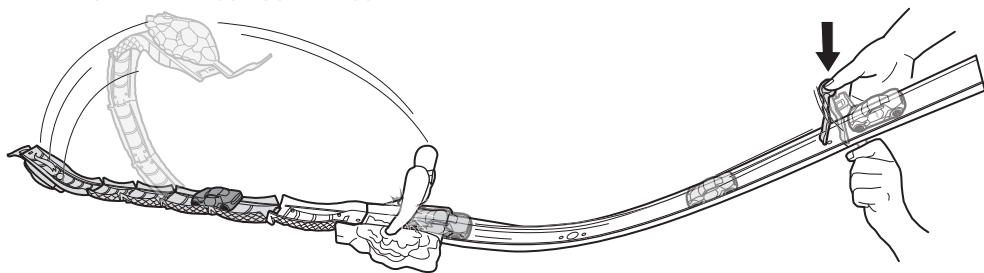
**2. LIFT COBRA TAIL AND LOAD VEHICLE.**



**3. RAISE BAR AND LAUNCH! TIME IT WRONG AND YOUR VEHICLE GETS "BITTEN" AND SMASHED!**



**4. TIME IT RIGHT AND KNOCK OUT THE COBRA!**



**5. LAUNCH AGAIN TO ESCAPE!**

