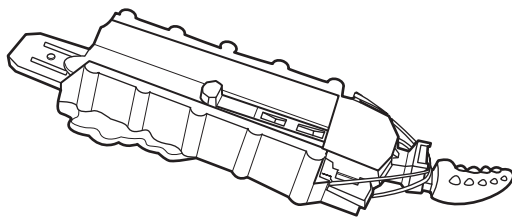
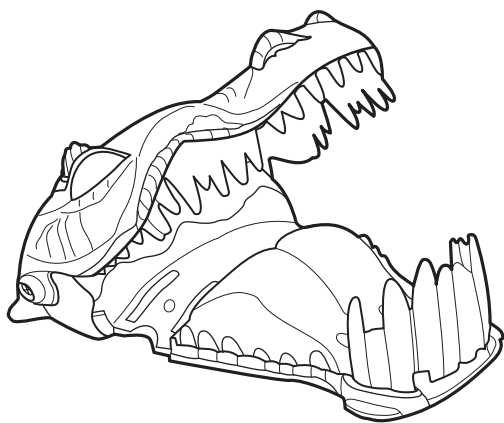




CROCODILE CRUNCH™



4+

service.mattel.com

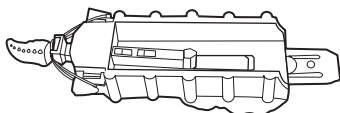
HOTWHEELS.COM



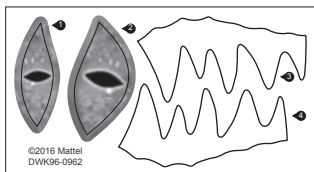
ASST.DWK94
DWK96-0970
1101102772-DOM
ASST.DYL99
DYM01-0970
1101261819-DOM

PLEASE KEEP THESE INSTRUCTIONS FOR FUTURE REFERENCE AS THEY CONTAIN IMPORTANT INFORMATION.

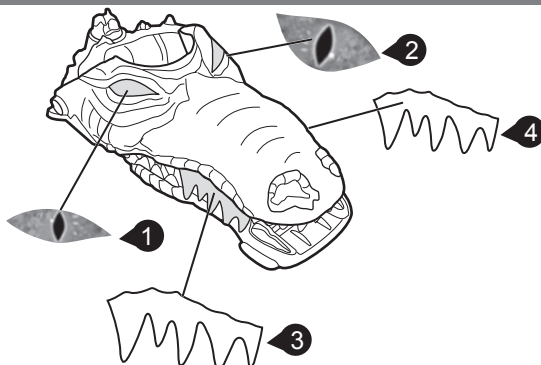
CONTENTS



LABEL SHEET

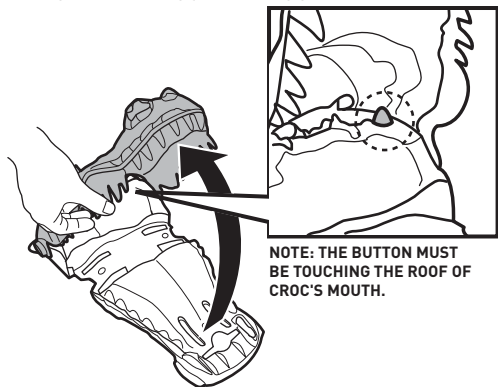


APPLY LABELS

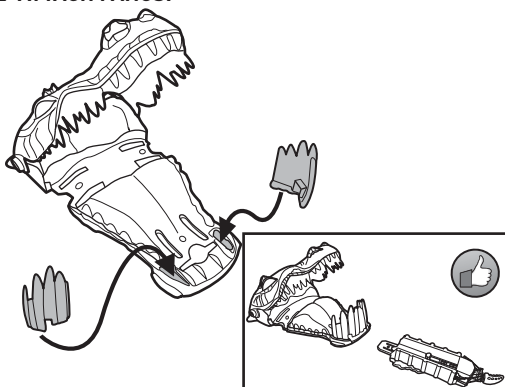


SET UP

1. OPEN AND LOCK THE MOUTH.

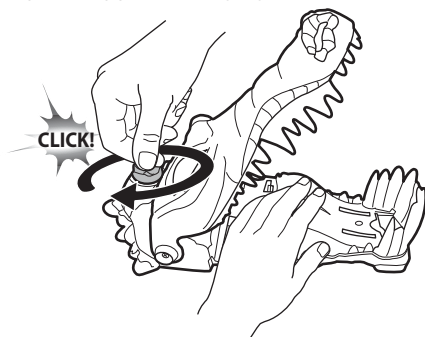


2. ATTACH FANGS.

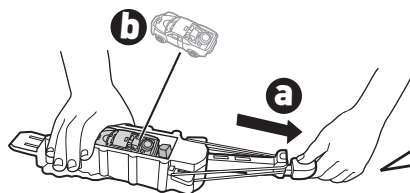
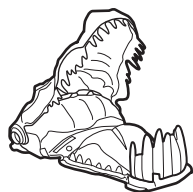


TO PLAY

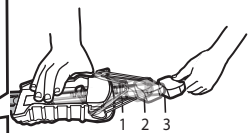
1. WIND CROC'S HEAD UNTIL YOU HEAR A "CLICK".



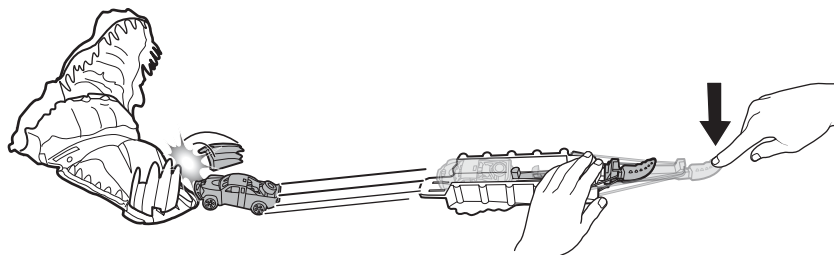
2. PULL BACK AND LOCK LAUNCHER. LOAD VEHICLE.



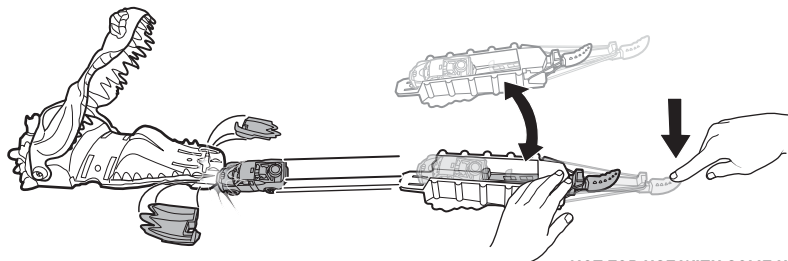
3-SPEED LAUNCHER
TRY DIFFERENT LAUNCH SETTINGS TO
FIND THE BEST PERFORMANCE.



3. LAUNCH TO BLOW UP FANGS!



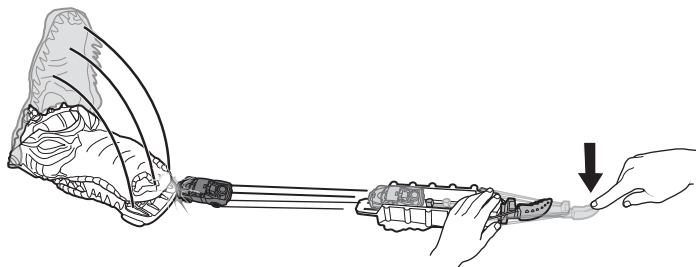
4. MOVE THE LAUNCHER AND LAUNCH AGAIN TO BLOW UP OTHER FANGS!



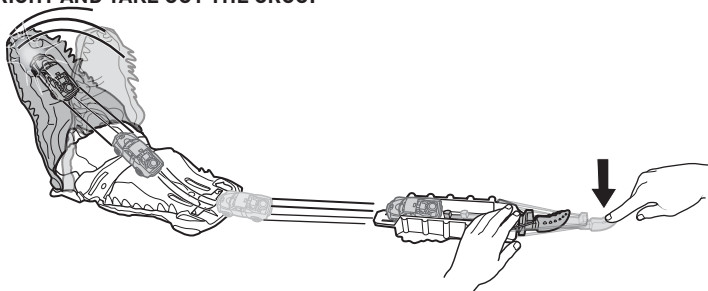
NOT FOR USE WITH SOME HOT WHEELS® VEHICLES.

TO PLAY (CONTD.)

5a. LAUNCH AGAIN! TIME IT WRONG AND THE CROC CRUNCHES YOUR CAR!



5b. TIME IT RIGHT AND TAKE OUT THE CROC!



MORE WAYS TO PLAY

CONNECTS TO OTHER HOT WHEELS® SETS (SOLD SEPARATELY).

