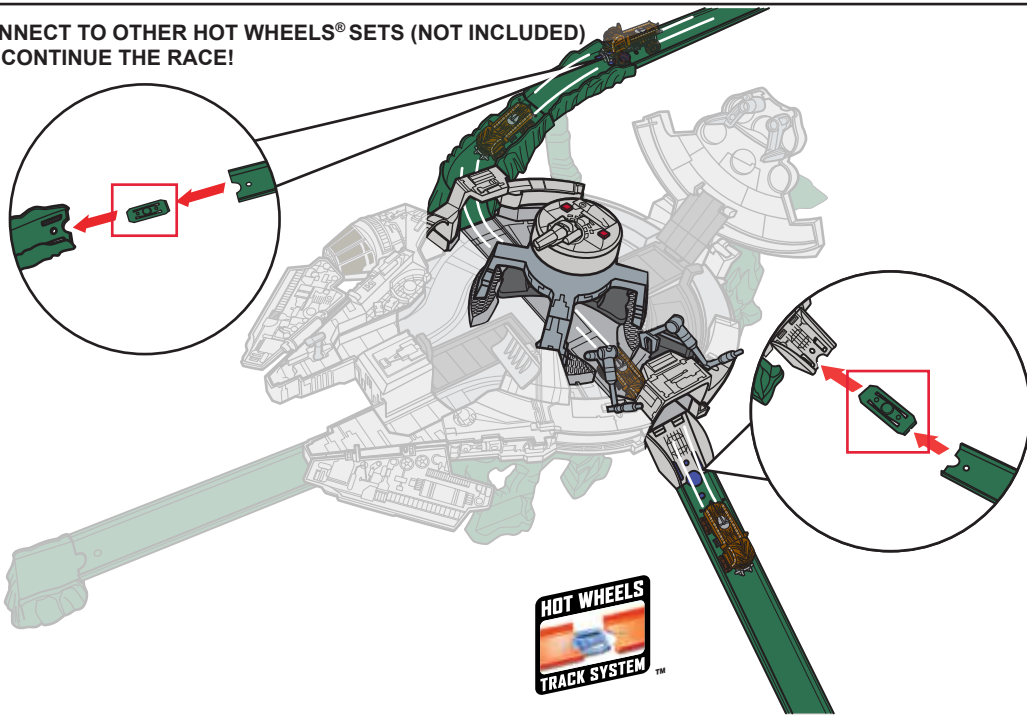


CONNECT TO OTHER HOT WHEELS® SETS (NOT INCLUDED) TO CONTINUE THE RACE!



BATTERY SAFETY INFORMATION

In exceptional circumstances batteries may leak fluids that can cause a chemical burn injury or ruin your product. To avoid battery leakage:

- Non-rechargeable batteries are not to be recharged.
- Rechargeable batteries are to be removed from the product before being charged.
- Rechargeable batteries are only to be charged under adult supervision.
- Do not mix alkaline, standard (carbon-zinc), or rechargeable batteries.
- Do not mix old and new batteries.
- Only batteries of the same or equivalent type as recommended are to be used.
- Batteries are to be inserted with the correct polarity.
- Exhausted batteries are to be removed from the product.
- The supply terminals are not to be short-circuited.
- Dispose of battery(ies) safely.
- Do not dispose of this product in a fire. The batteries inside may explode or leak.


 Protect the environment by not disposing of this product or any batteries with household waste. This symbol indicates that this product shall not be treated as household waste. Check your local authority for recycling advice and facilities.

©2017 Mattel. All Rights Reserved. © and ™ designate U.S. trademarks of Mattel, except as noted. Mattel, Inc., 636 Girard Avenue, East Aurora, NY 14052, U.S.A. Consumer Services 1-800-524-8697. Mattel U.K. Ltd., Vanwall Business Park, Maidenhead SL6 4UB. Helpline 01628 500303. Mattel Australia Pty., Ltd., Richmond, Victoria. 3121. Consumer Advisory Service - 1300 135 312. Mattel East Asia Ltd., Room 503-09, North Tower, World Finance Centre, Harbour City, Tsimshatsui, HK, China. Tel.: (852) 3185-6500. Diimport & Diedarkan Oleh: Mattel Southeast Asia Pte. Ltd., No 19-1, Tower 3 Avenue 7, Bangsar South City, No 8, Jalan Kerinchi, 59200 Kuala Lumpur, Malaysia. Tel: 03-78803817, Fax: 03-78803867.

STAR WARS™

HOT WHEELS
CHARACTER
CARS™

MILLENNIUM FALCON™



4+

starwars.com
© & ™ Lucasfilm Ltd.
service.mattel
Speed through the galaxy at
www.hotwheels.com/starwars

WARNING:
CHOKING HAZARD - Small parts.
Not for children under 3 years.



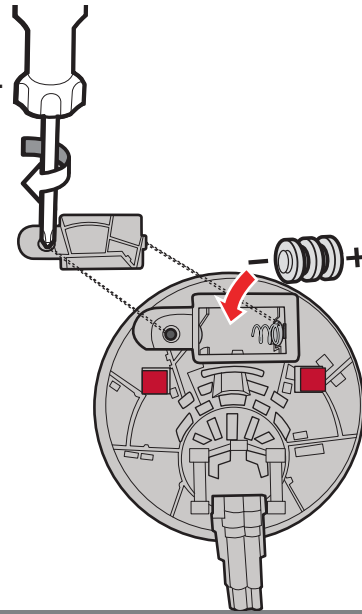
DWM85-0970-G1
1101348011-DOM

INCLUDES 3 BUTTON CELL (AG13, LR44) BATTERIES.

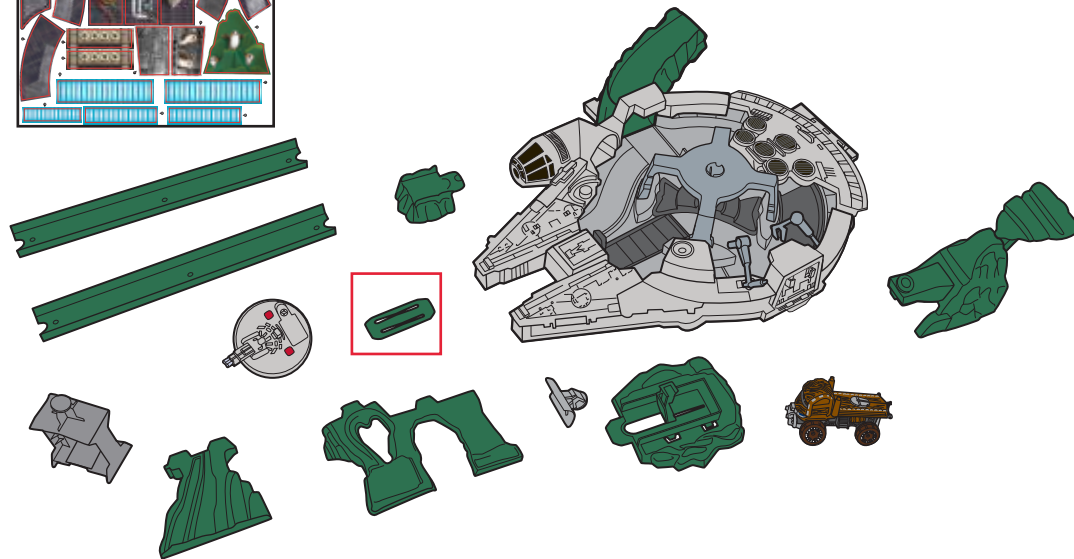

PLEASE KEEP THESE INSTRUCTIONS FOR FUTURE REFERENCE AS THEY CONTAIN IMPORTANT INFORMATION.

BATTERY REPLACEMENT

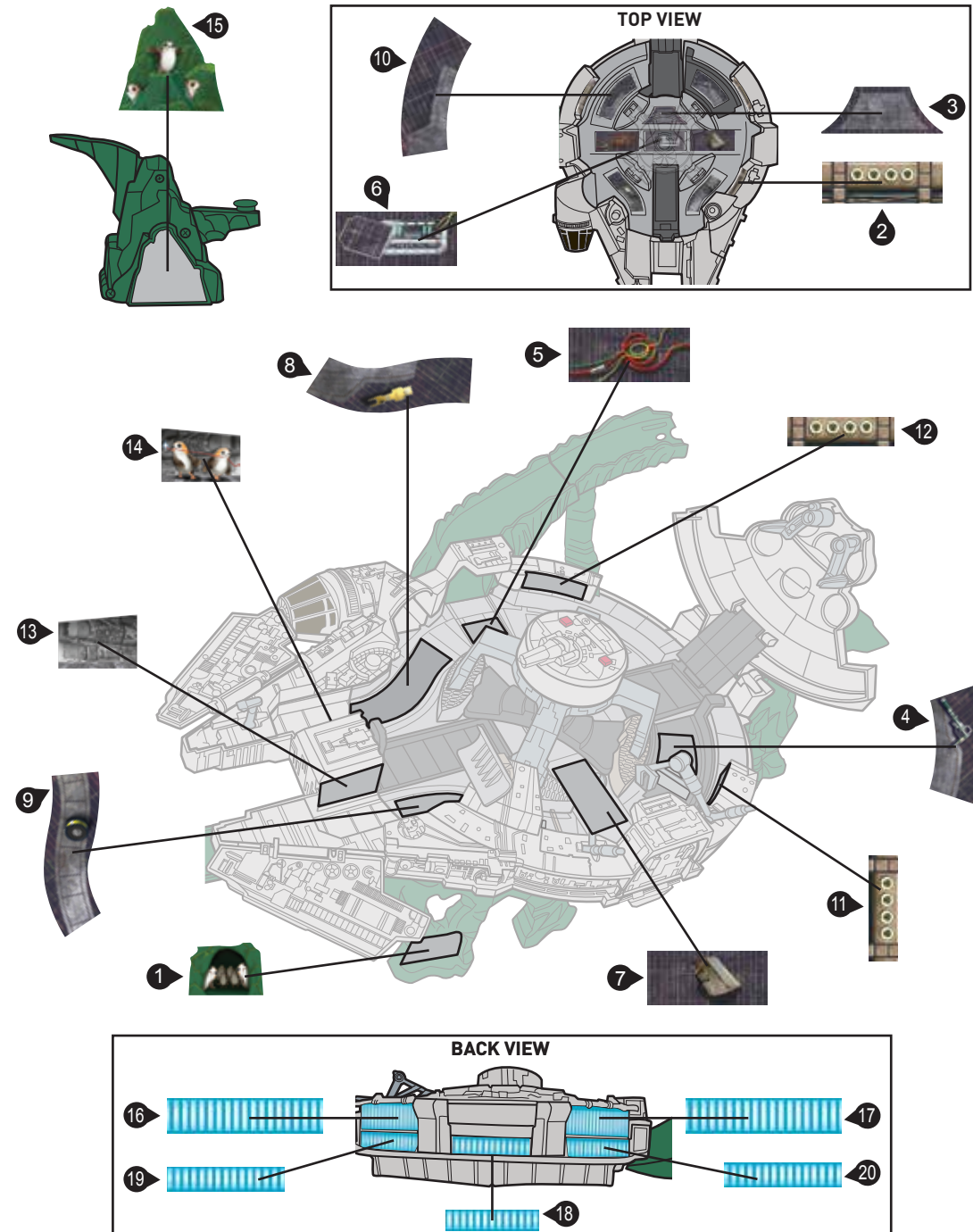
- Batteries included are for demonstration purposes only.
- Replace the batteries if sounds distort or lights dim.
- Unscrew the battery cover with a Phillips head screwdriver (not included).
- Remove batteries and dispose of them safely.
- Install 3 new button cell (AG13, LR44) batteries in the orientation (+/-) shown.
- Replace battery cover and tighten screw.
- For longer life use alkaline batteries.
- When exposed to an electrostatic source, the product may malfunction. To resume normal operation, remove and re-install the batteries.



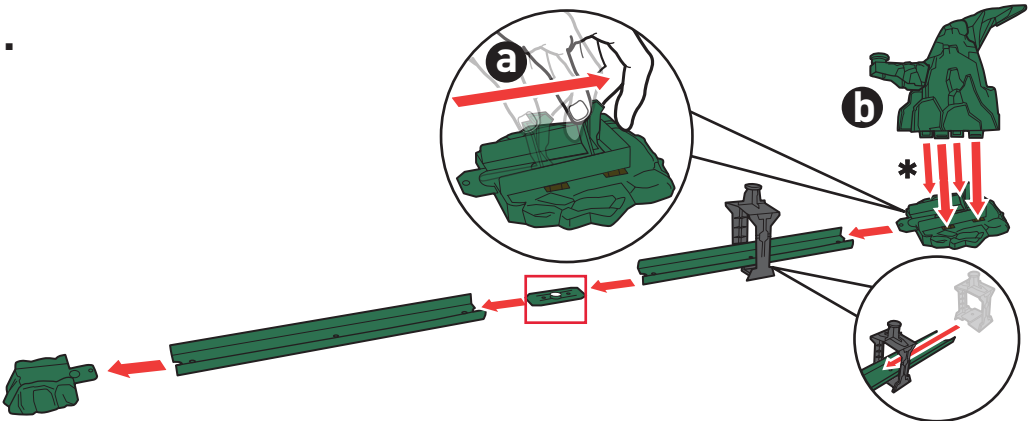
CONTENTS



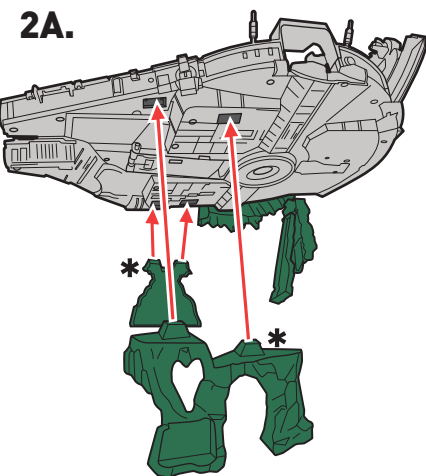
APPLY LABELS



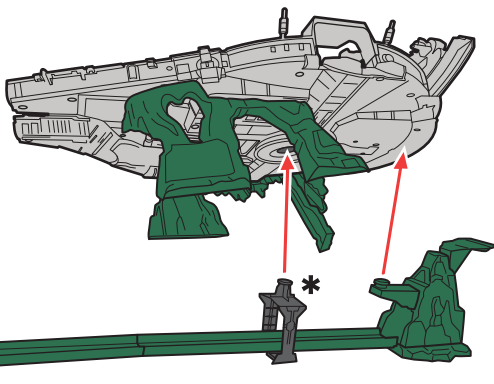
1.



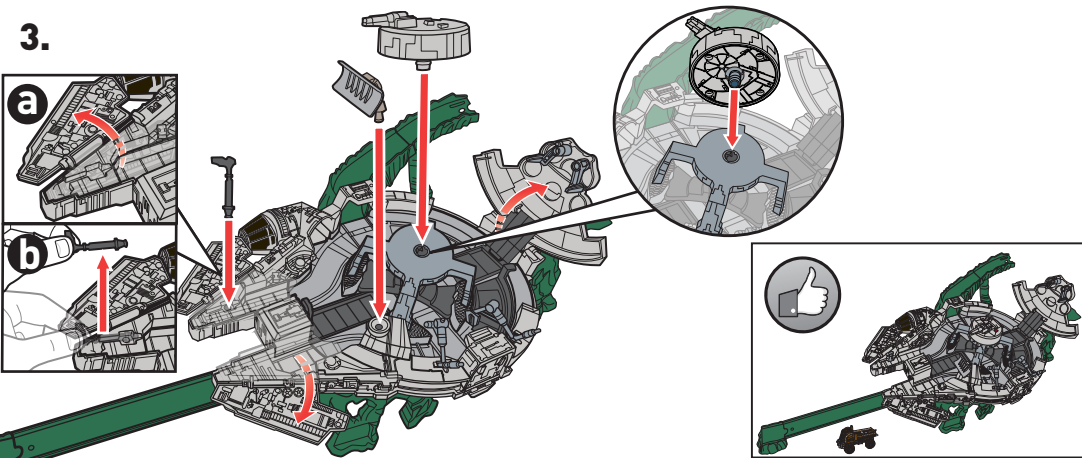
2A.



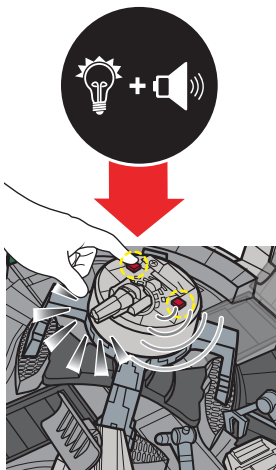
2B.



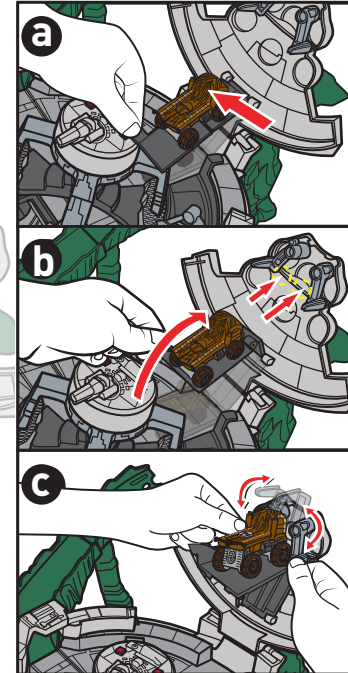
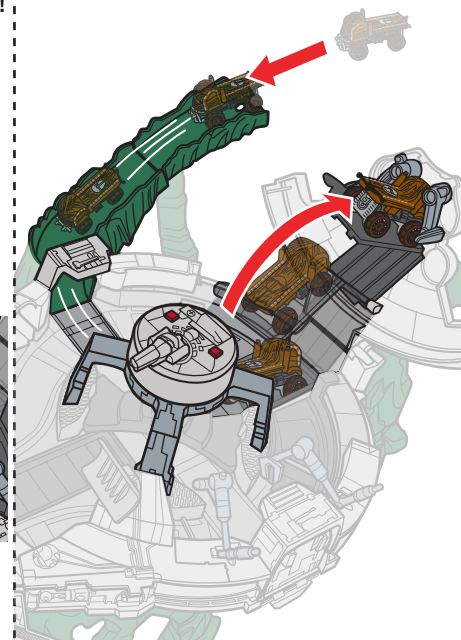
3.



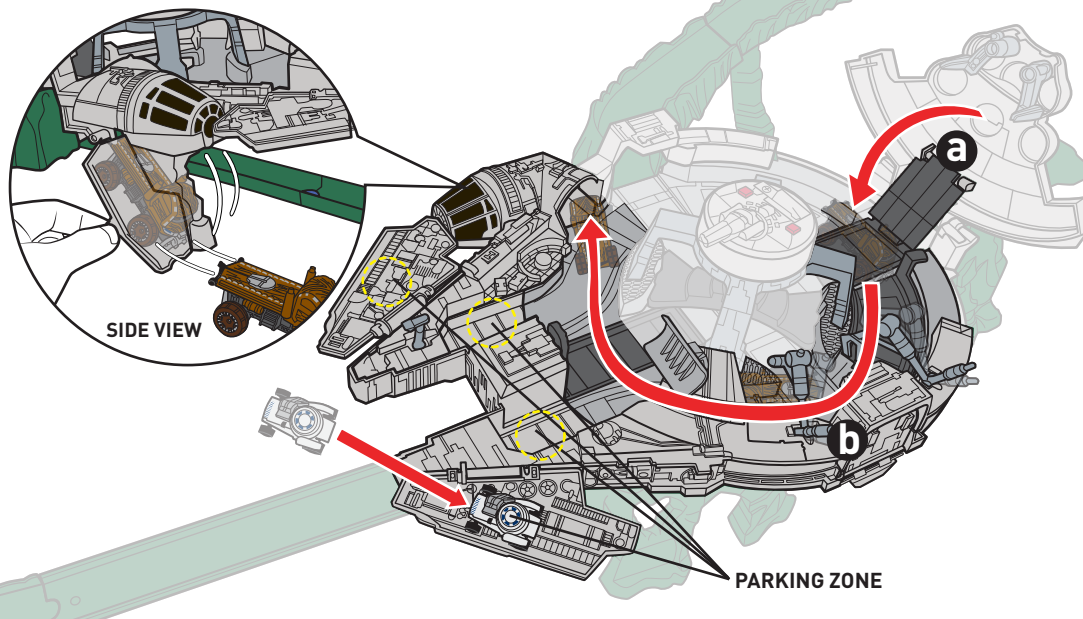
1. PRESS BUTTONS FOR LIGHTS AND SOUNDS!



2A. SEND VEHICLE TO FIX THE SHIP!

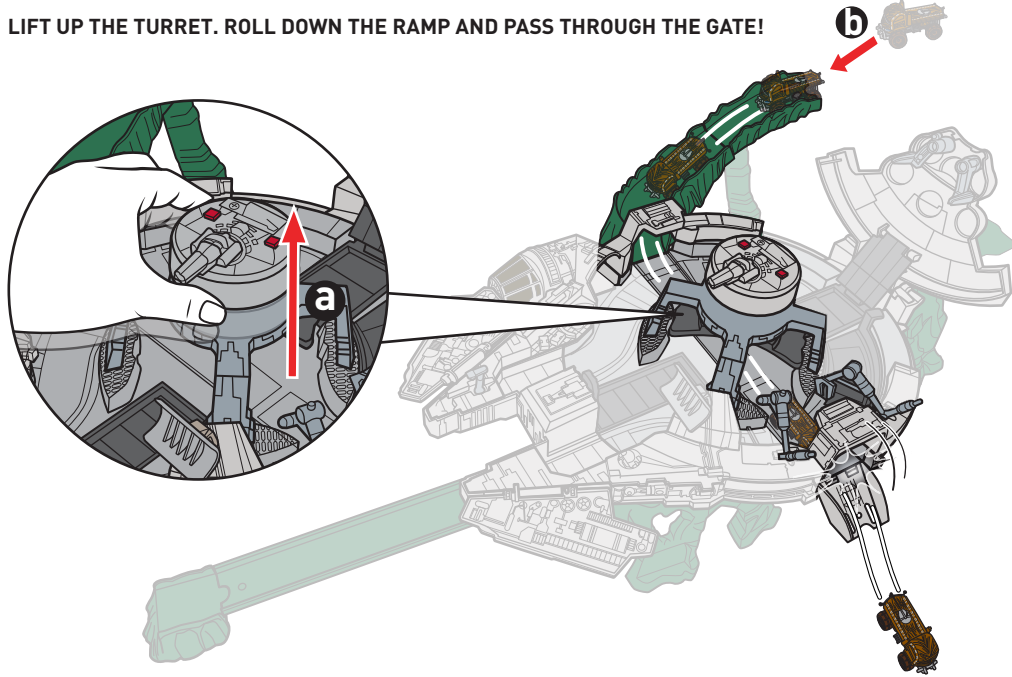


2B. ESCAPE AFTER FIXING THE SHIP.

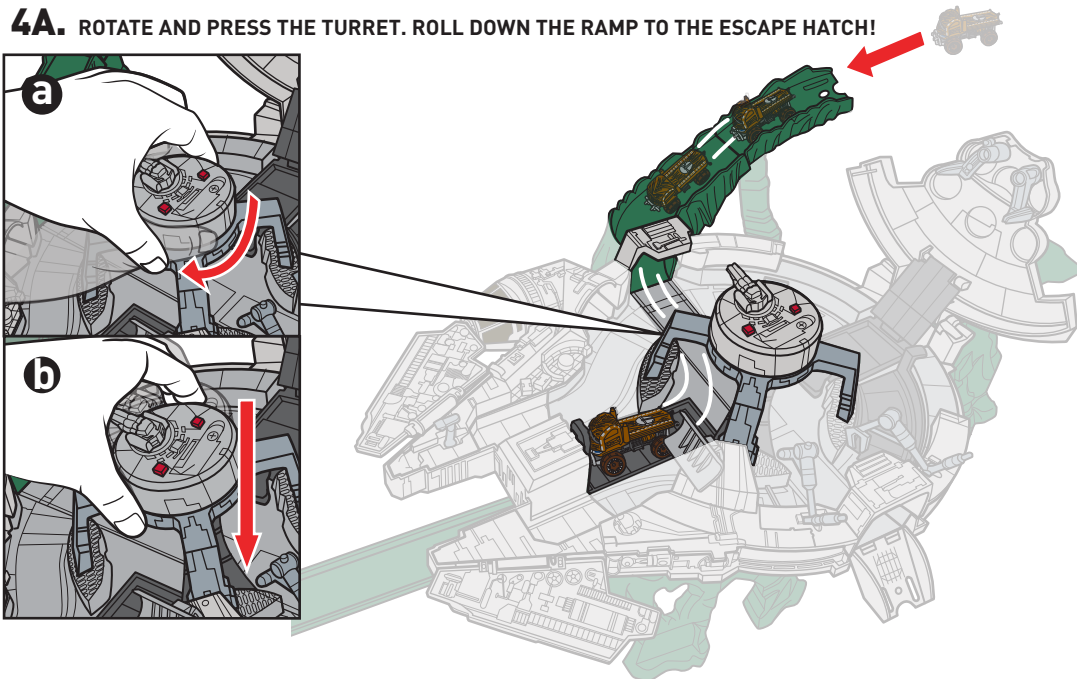


TO PLAY (CONTD.)

3. LIFT UP THE TURRET. ROLL DOWN THE RAMP AND PASS THROUGH THE GATE!

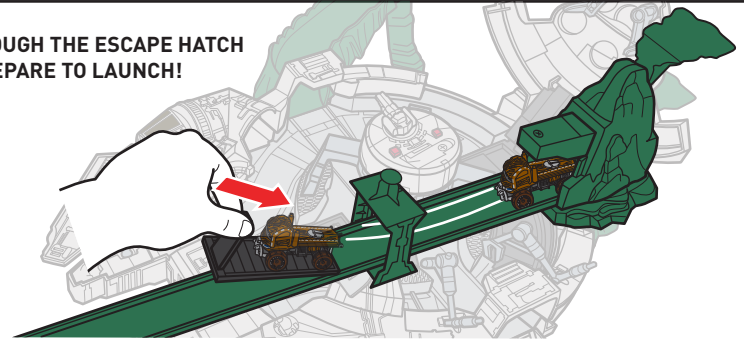


4A. ROTATE AND PRESS THE TURRET. ROLL DOWN THE RAMP TO THE ESCAPE HATCH!

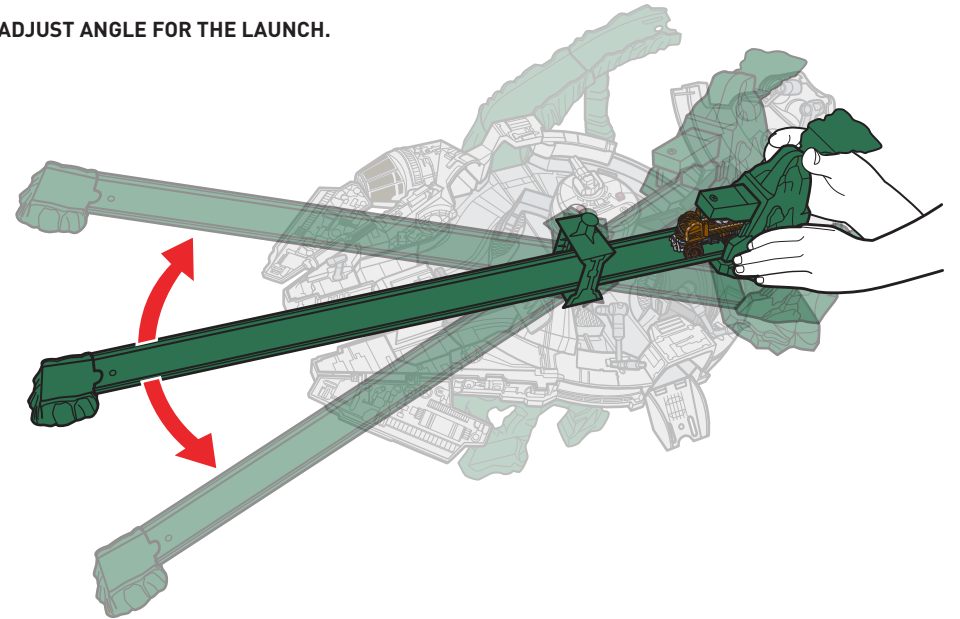


TO PLAY (CONTD.)

4B. GO THROUGH THE ESCAPE HATCH AND PREPARE TO LAUNCH!



4C. ADJUST ANGLE FOR THE LAUNCH.



4D. PRESS TO LAUNCH AND ESCAPE!

