



THUNDER HOLLOW CHALLENGE INSTRUCTIONS

4+



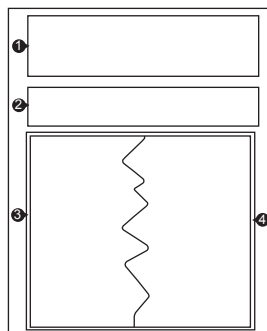
Please keep these instructions for future reference as they contain important information.

CONTENTS

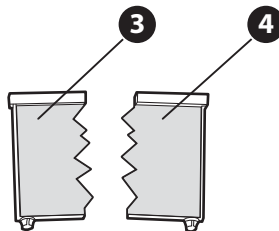
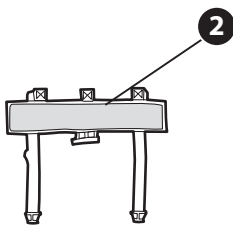
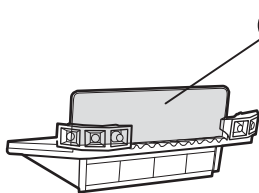


WARNING:
CHOKING HAZARD – Small parts.
Not for children under 3 years.

Label Sheet



1 APPLY LABELS



©2016 Mattel. All Rights Reserved. ® and ™ designate U.S. trademarks of Mattel, except as noted. Mattel, Inc., 636 Girard Avenue, East Aurora, NY 14052, U.S.A. Consumer Services 1-800-524-8697. Mattel U.K. Ltd., Vanwall Business Park, Maidenhead SL6 4UB. Helpline 01628 500303. Mattel Australia Pty., Ltd., Richmond, Victoria. 3121. Consumer Advisory Service - 1300 135 312. Mattel East Asia Ltd., Room 503-09, North Tower, World Finance Centre, Harbour City, Tsimshatsui, HK, China. Tel.: (852) 3185-6500. Diimport & Diedarkan Oleh: Mattel Southeast Asia Pte. Ltd., No 19-1, Tower 3 Avenue 7, Bangsar South City, No 8, Jalan Kerinchi, 59200 Kuala Lumpur, Malaysia. Tel: 03-78803817, Fax: 03-78803867.

© Disney/Pixar

www.disney.com/cars

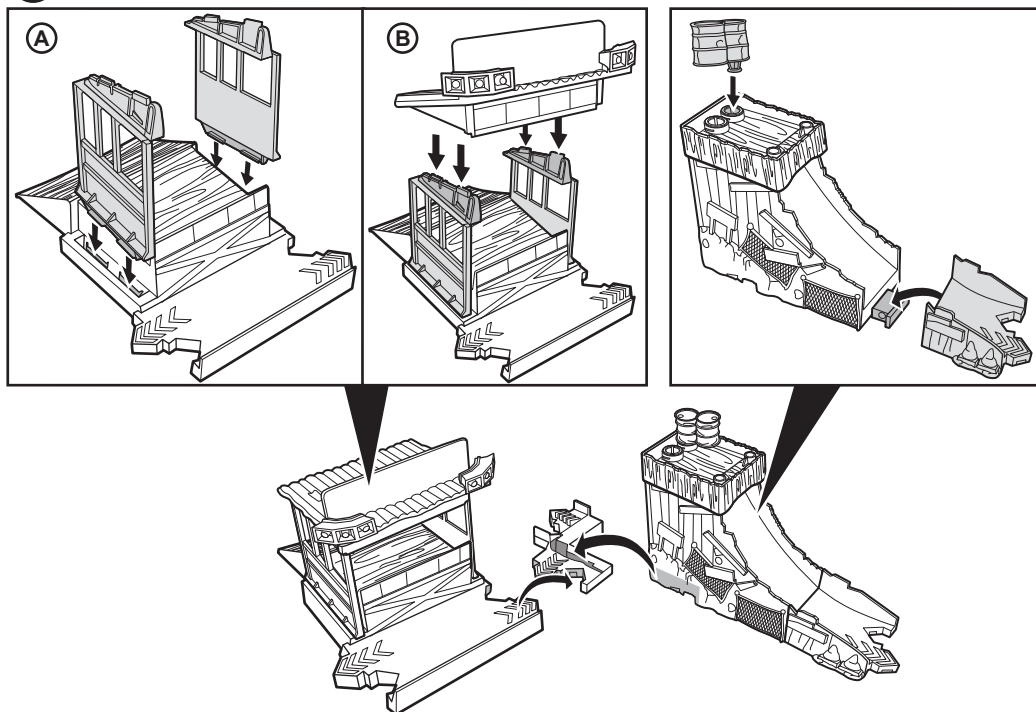
service.mattel.com

Asst. DVT46
DYB00_0970
1101317697_DOM

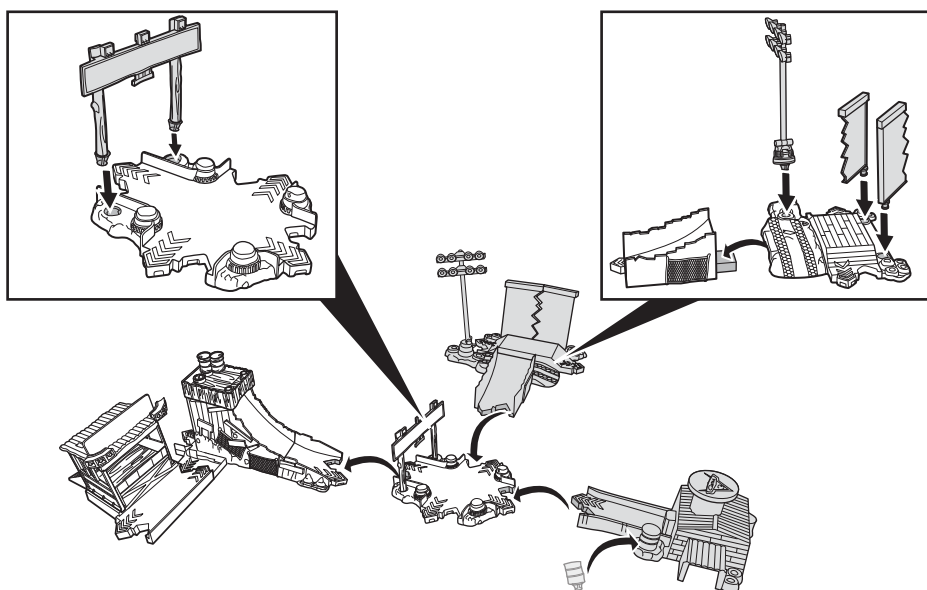


2 ASSEMBLY

1



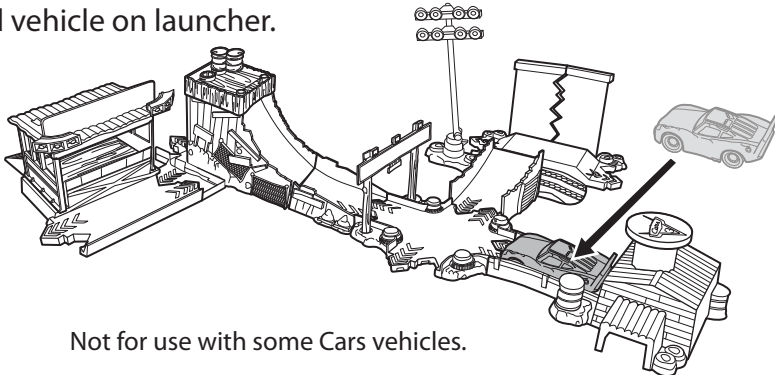
2



3

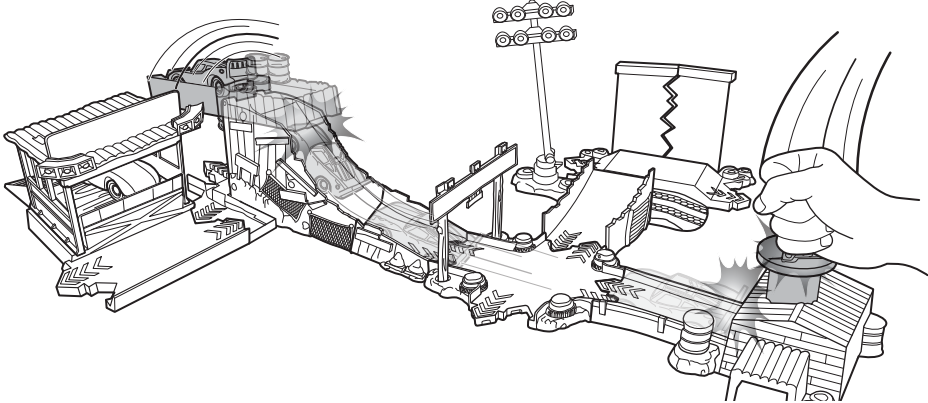
3

- ① Load vehicle on launcher.



Not for use with some Cars vehicles.

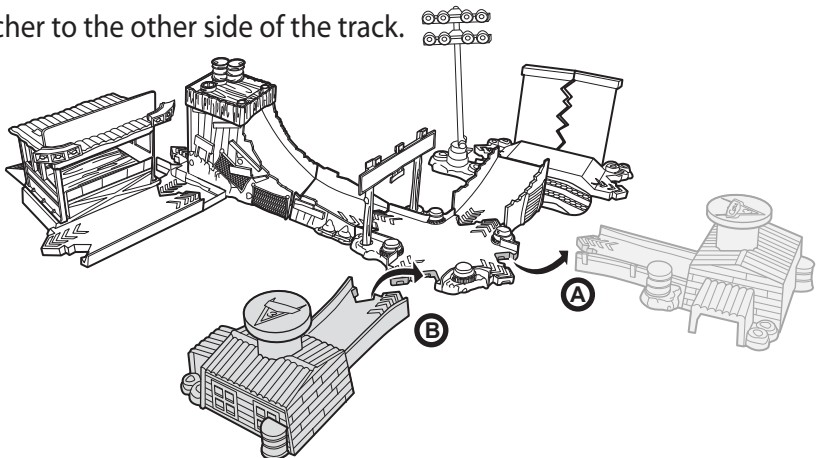
- ② Press to launch! Race off and flip the barrels!



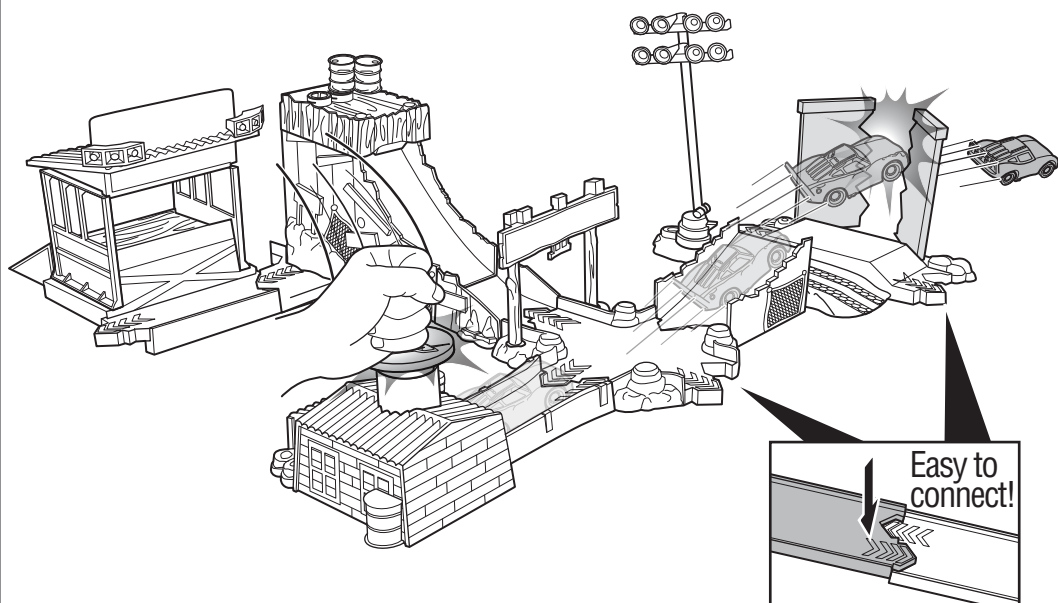
4

4

- ① Attach launcher to the other side of the track.



② Launch and blast through the sign!



③ Push vehicle to knock down the lamp post!

