




Animal Island Stunts Speedway

Keep these instructions for future reference as they contain important information.

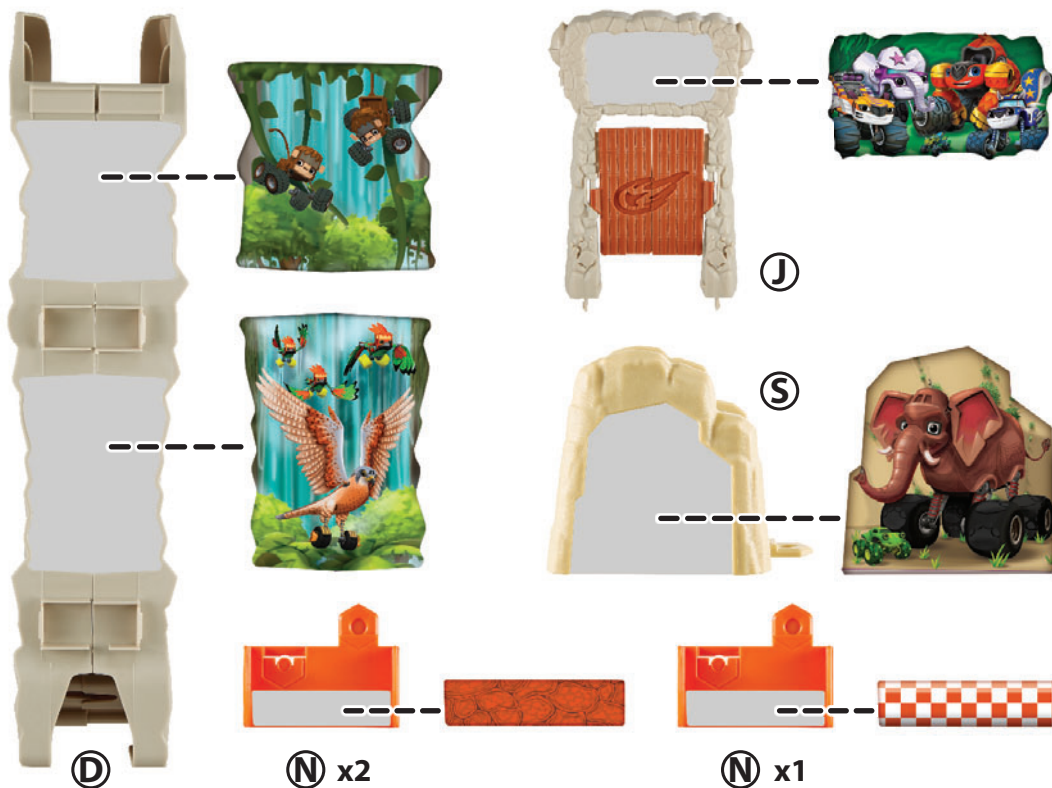
ASSEMBLY PIECES

* For easy assembly, lay out all the parts as shown below.



(* NOTE: Apply labels before assembling the toy.)

LABEL PLACEMENT



HELPFUL HINTS



ONE-TIME SNAPS:
Assembly steps that are marked with a star are "one-time snaps". Once these parts are put together, they cannot be taken apart.


ADULT ASSEMBLY REQUIRED.

No tools needed.

NOTE: Playset may not work with all die-cast vehicles.

HOW TO PLAY

There are 4 ways Blaze can race down from the top of Animal Island:




1. Ride atop the falling tree.



2. Race upside down through the abandoned cave.



3. Ride the waterfall and jump over the river, through the doors.



4. Zip straight down the vertical drop or push Blaze back up the drop to the top of the mountain.

CONSUMER ASSISTANCE
1-800-432-5437 (US & Canada)
1300 135 312 (Australia)

service.fisher-price.com

Fisher-Price, Inc., 636 Girard Avenue, East Aurora, NY 14052.
Hearing-impaired consumers: 1-800-382-7470.

Outside the United States:
Canada: Mattel Canada Inc., 6155 Freemont Blvd., Mississauga, Ontario L5R 3W2; www.service.mattel.com.
Great Britain: Mattel UK Ltd, Vanwall Business Park, Maidenhead SL6 4UB. Helpline: 01628 500303. www.service.mattel.com/uk
Mattel Europa B.V., Gondel 1, 1186 MJ Amstelveen, Nederland.
Australia: Mattel Australia Pty. Ltd., 658 Church Street, Locked Bag #870, Richmond, Victoria 3121. Australia.
New Zealand: 16-18 William Pickering Drive, Albany 1331, Auckland.

© 2017 Viacom International Inc. All Rights Reserved. Nickelodeon, Blaze and the Monster Machines and all related titles, logos and characters are trademarks of Viacom International Inc.

©2017 Mattel. All Rights Reserved. ® and ™ designate U.S. trademarks of Mattel, except as noted. **PRINTED IN CHINA.**
Mattel East Asia Ltd., Room 503-09, North Tower, World Finance Centre, Harbour City, Tsimshatsui, HK, China. Tel.: (852) 3185-6500.

DYN42-0970
1101274755-DOM



