



WHAT'S INCLUDED



D1 X1

BS1 X1

S2 X3

CS X2

X2

X1

X1

T2 X1

S4 X1

ER X2

CS X1

ER X2

S1 X1

X1

X1

X1

X1



RB1 X1

X2

X1

X1

X1


X1

X1

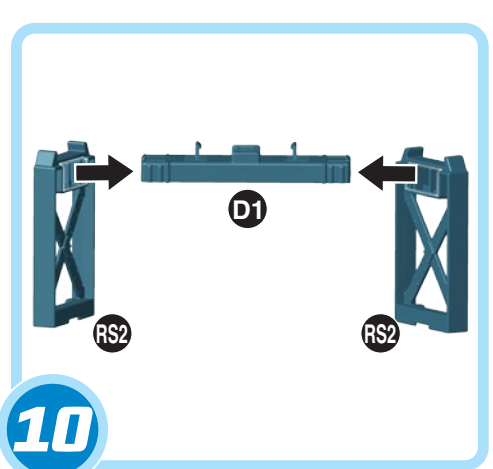
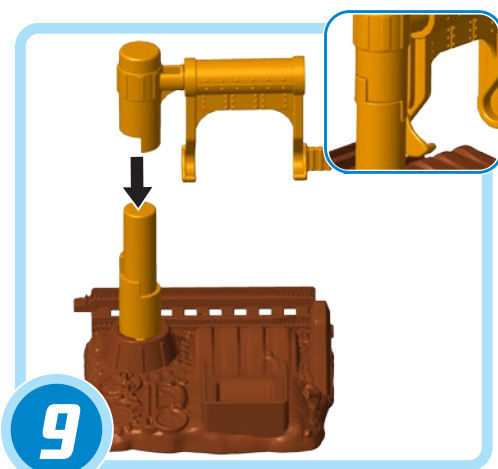
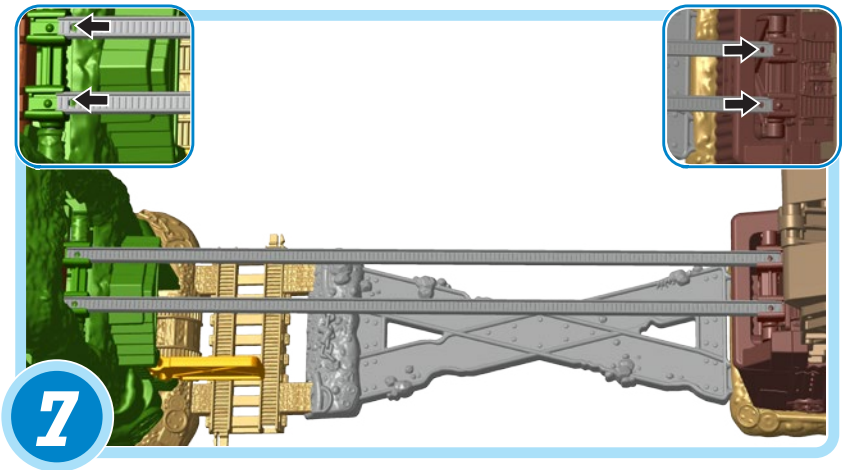

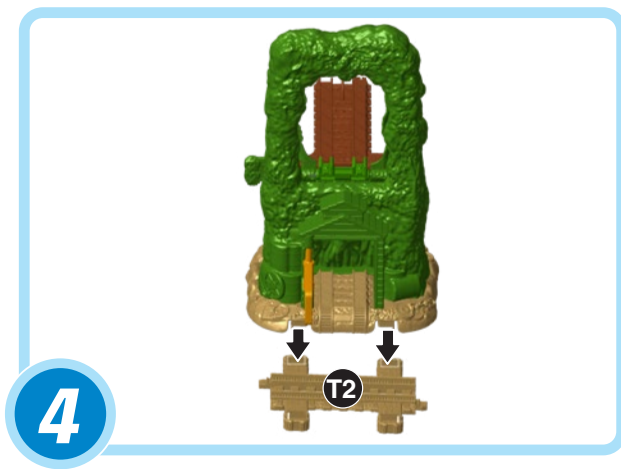

LABEL PLACEMENT



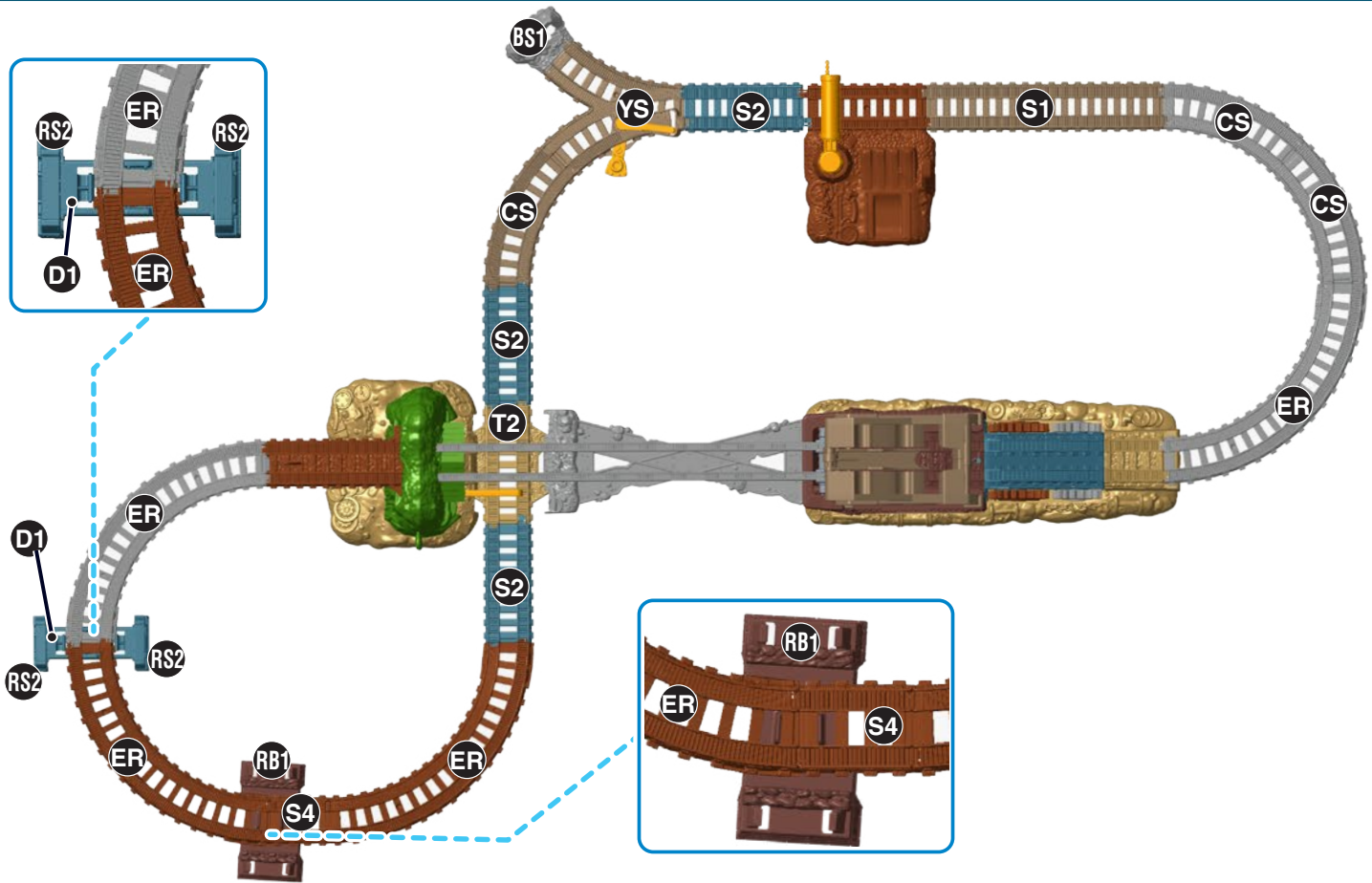
ADULT ASSEMBLY REQUIRED. No tools needed.



ASSEMBLY




TRACK LAYOUT




BEFORE YOU PLAY

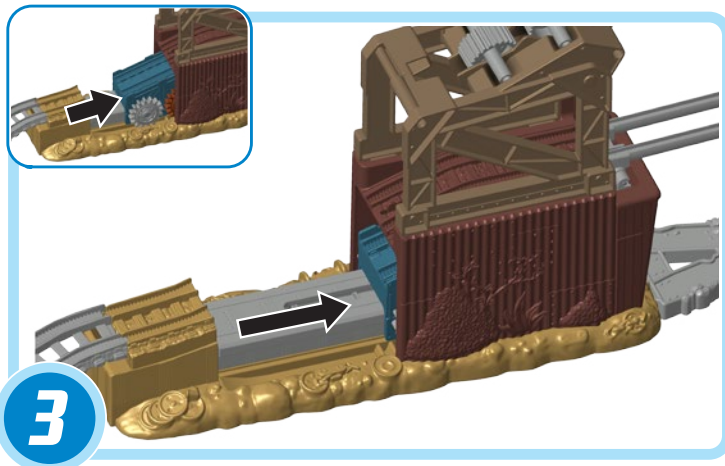
Push the tab up to set the cable bridge.




Place the gears atop the Scrapyard Shed, as shown.



Set the pop-out ramp by pushing it into the shed, as shown.




Swing the cargo snatcher over the tracks to set.



HOW TO PLAY



Before Thomas enters the archway, the cable bridge drops to create a safe crossing.

The ramp pops out so Thomas can descend as the gear falls into his cargo car.



The cargo snatcher grabs the gear... then swings it into the bin.

When the engine hits the tab, the door swings open and Lexi appears.



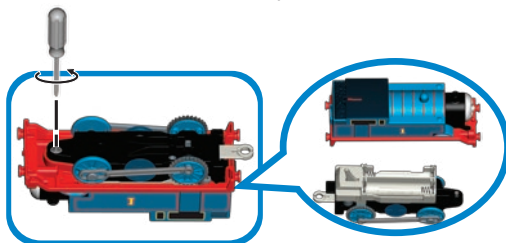
BATTERY INFORMATION

BATTERY INSTALLATION

Access the battery compartment by unscrewing and separating the top half of the engine from the bottom half of the engine. Install the batteries as indicated inside the battery compartment. Re-assemble the two halves of the engine, re-insert the screw and tighten. If the product begins to malfunction, check the battery installation. You may need to reset the electronics by removing the batteries and reinstalling them. If the product continues to malfunction or no longer operates, remove the batteries from the toy and replace them with fresh batteries. Requires 2 "AAA" (LR03) batteries.

Required tool:
Phillips
screwdriver
(not included)

1.5V x 2
"AAA" (LR03)



BATTERY SAFETY INFORMATION

In exceptional circumstances batteries may leak fluids that can cause a chemical burn injury or ruin your product. To avoid battery leakage:

- Non-rechargeable batteries are not to be recharged.
- Rechargeable batteries are to be removed from the product before being charged.
- Rechargeable batteries are only to be charged under adult supervision.
- Do not mix alkaline, standard (carbon-zinc), or rechargeable batteries.
- Do not mix old and new batteries.
- Only batteries of the same or equivalent type as recommended are to be used.
- Batteries are to be inserted with the correct polarity.
- Exhausted batteries are to be removed from the product.
- The supply terminals are not to be short-circuited.
- Dispose of battery(ies) safely.
- Do not dispose of this product in a fire. The batteries inside may explode or leak.



Protect the environment by not disposing of this product or any batteries with household waste. This symbol indicates that this product shall not be treated as household waste. Check your local authority for recycling advice and facilities.

Thomas the Tank Engine & Friends™



CREATED BY BRIT ALLCROFT

Based on the Railway Series by The Reverend W Awdry.
©2017 Gullane (Thomas) Limited. Thomas the Tank Engine & Friends and Thomas & Friends are trademarks of Gullane (Thomas) Limited.
©2017 HIT Entertainment Limited. HIT and the HIT logo are trademarks of HIT Entertainment Limited.

©2017 Mattel. All Rights Reserved. ® and ™ designate U.S. trademarks of Mattel, except as noted. **PRINTED IN CHINA.** Mattel East Asia Ltd., Room 503-09, North Tower, World Finance Centre, Harbour City, Tsimshatsui, HK, China. Tel.: (852) 3185-6500. Mattel South Africa (PTY) LTD, Office 102 I3, 30 Melrose Boulevard, Johannesburg 2196.

FBK08-0970
1101456548-DOM

CONSUMER ASSISTANCE
1-800-432-5437 (US & Canada)
1300 135 312 (Australia)
service.fisher-price.com

Fisher-Price, Inc., 636 Girard Avenue, East Aurora, NY 14052.
Hearing-impaired consumers: 1-800-382-7470.

Outside the United States:

Canada: Mattel Canada Inc., 6155 Freemont Blvd., Mississauga, Ontario L5R 3W2; www.service.mattel.com.

Great Britain: Mattel UK Ltd, Vanwall Business Park, Maidenhead SL6 4UB. Helpline: 01628 500303.
www.service.mattel.com/uk

Mattel Europa B.V., Gondel 1, 1186 MJ Amstelveen, Nederland.

Australia: Mattel Australia Pty. Ltd., 658 Church Street, Locked Bag #870, Richmond, Victoria 3121 Australia.

New Zealand: 16-18 William Pickering Drive, Albany 1331, Auckland.



CAUTION:
To prevent entanglement,
keep hair away from wheels.

FBK08



Fisher-Price®