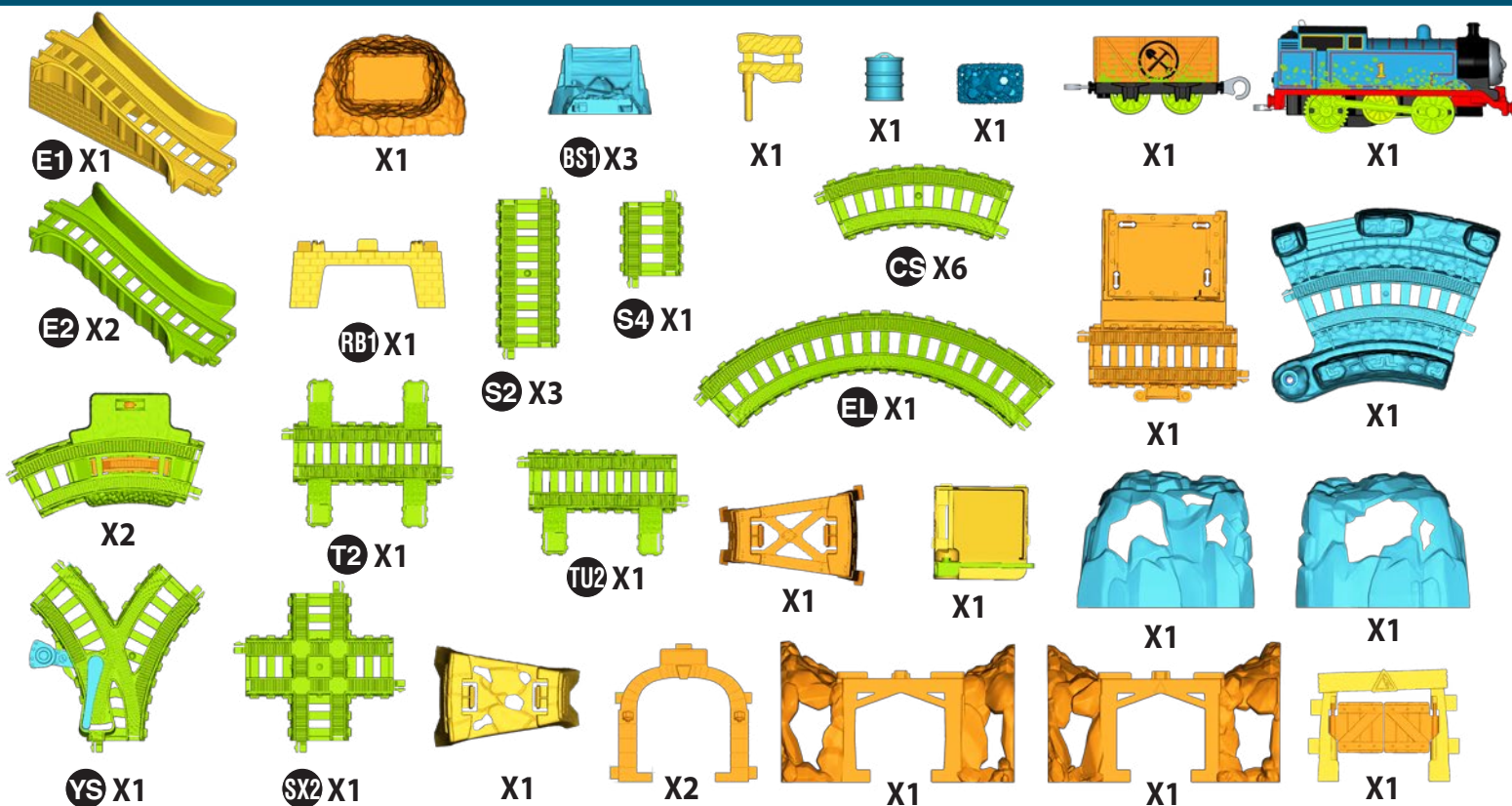


INSTRUCTIONS

Keep these instructions for future reference as they contain important information.

WHAT'S INCLUDED



HELPFUL HINTS



ONE-TIME SNAP: Assembly step that is marked with a star is "one-time snap". Once this part is put together, it cannot be taken apart.



Track marking codes are found on the bottom of tracks.

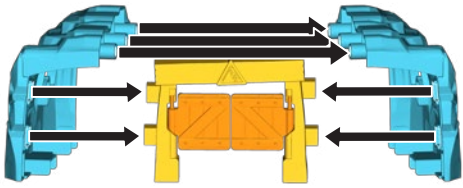
Glow-in-the-dark feature will last longer if you do not expose this product to intense heat or direct sunlight for prolonged periods of time.

Place product approximately 5 feet (152 cm) away from a light source for 30 seconds. Placing product closer will not intensify the glowing feature.

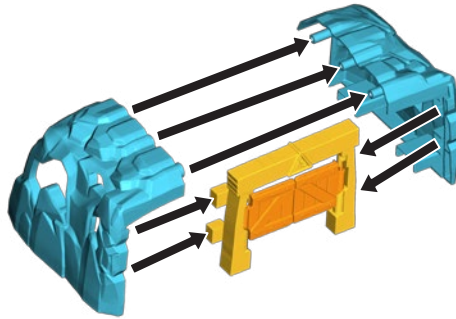
ADULT ASSEMBLY REQUIRED. No tools needed.

Note: Some engines may not work on this track set.

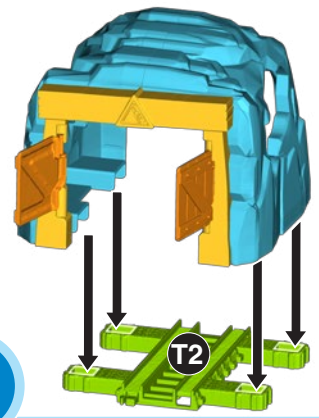
ASSEMBLY



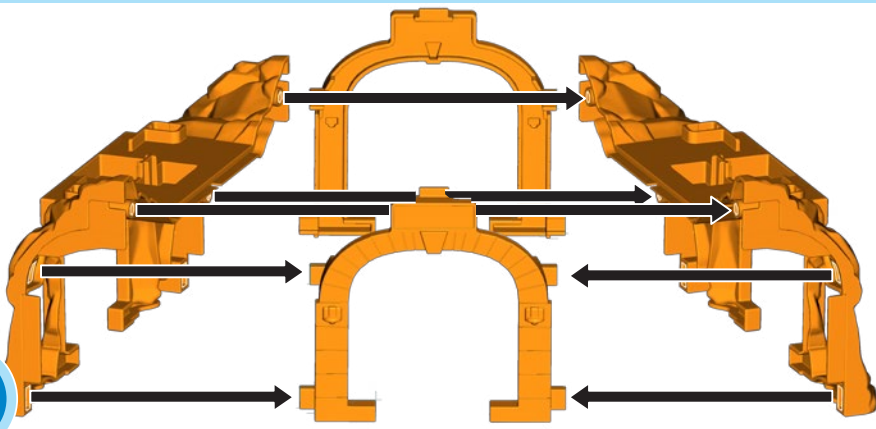
1



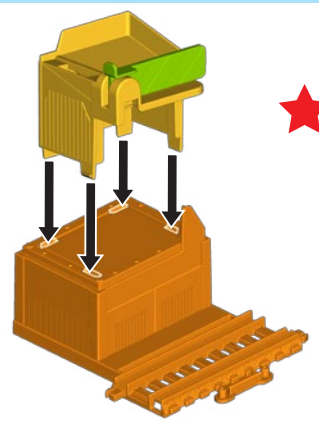
2



3



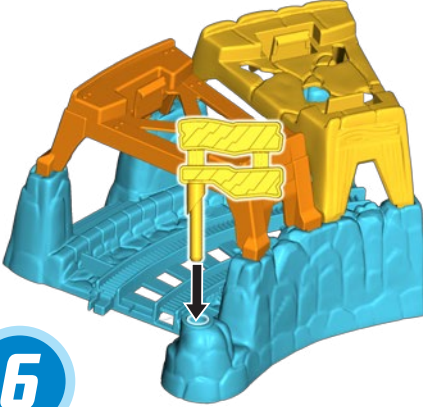
4



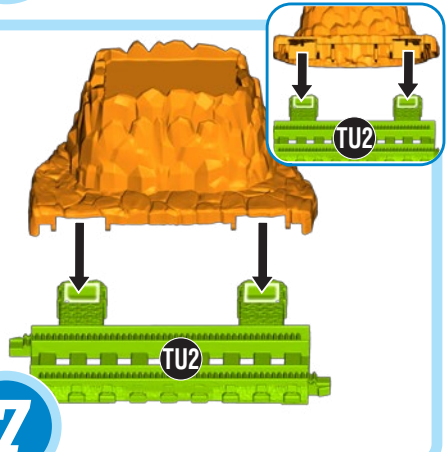
5



6



7



BATTERY INFORMATION

BATTERY INSTALLATION

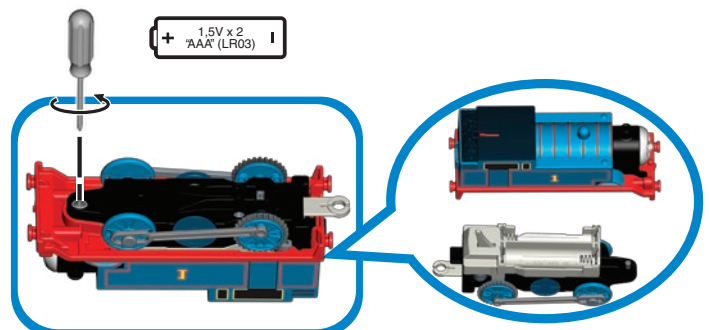
Access the battery compartment by unscrewing and separating the top half of the engine from the bottom half of the engine. Install the batteries as indicated inside the battery compartment. Re-assemble the two halves of the engine, re-insert the screw and tighten. If the product begins to malfunction, check the battery installation. You may need to reset the electronics by removing the batteries and reinstalling them. If the product continues to malfunction or no longer operates, remove the batteries from the toy and replace them with fresh batteries. Requires 2 "AAA" (LR03) batteries.

Required tool: Phillips screwdriver (not included)

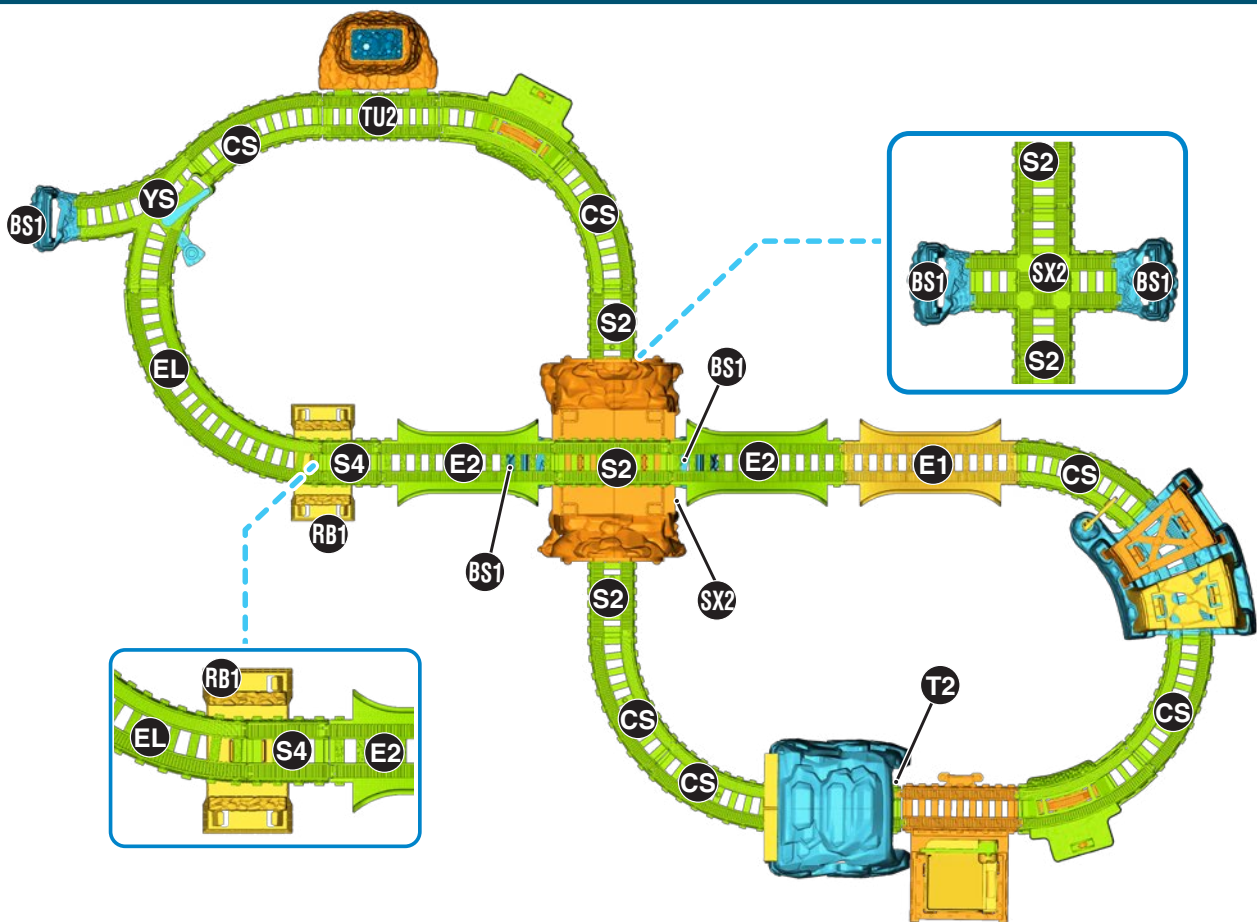
BATTERY SAFETY INFORMATION

In exceptional circumstances batteries may leak fluids that can cause a chemical burn injury or ruin your product. To avoid battery leakage:

- Non-rechargeable batteries are not to be recharged.
- Rechargeable batteries are to be removed from the product before being charged.
- Rechargeable batteries are only to be charged under adult supervision.
- Do not mix alkaline, standard (carbon-zinc), or rechargeable batteries.
- Do not mix old and new batteries.
- Only batteries of the same or equivalent type as recommended are to be used.
- Batteries are to be inserted with the correct polarity.
- Exhausted batteries are to be removed from the product.
- The supply terminals are not to be short-circuited.
- Dispose of batteries safely.
- Do not dispose of this product in a fire. The batteries inside may explode or leak.

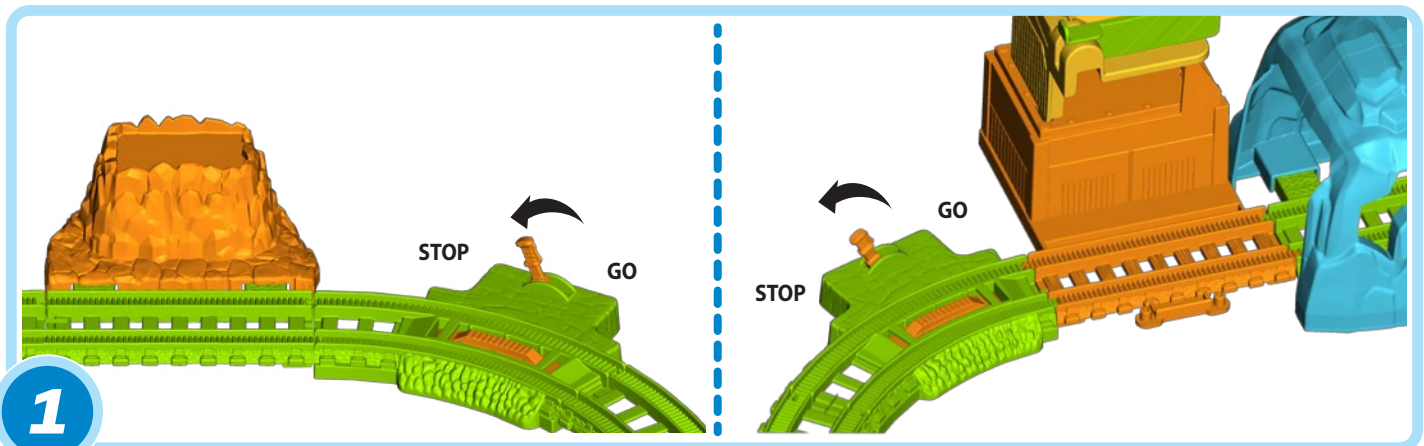


TRACK LAYOUT

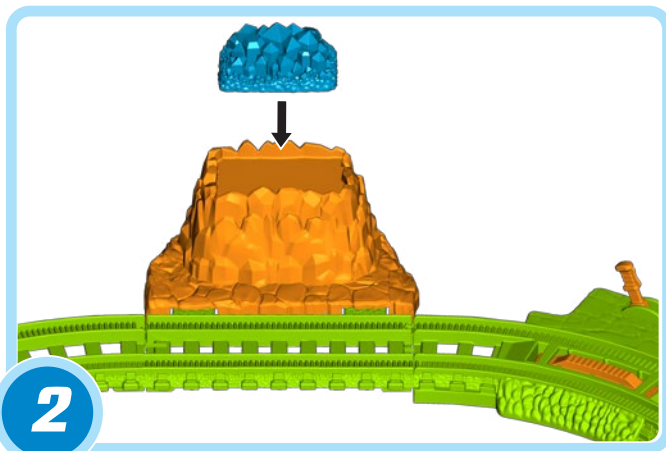


BEFORE YOU PLAY

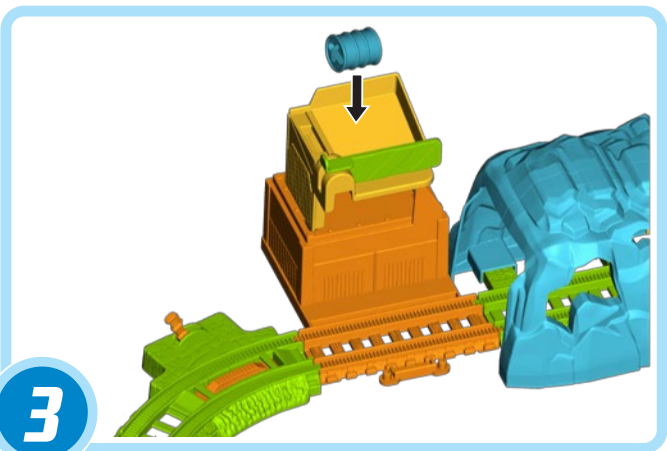
Set the stop-tracks to "stop".



Place the gem cargo piece atop the boulder.




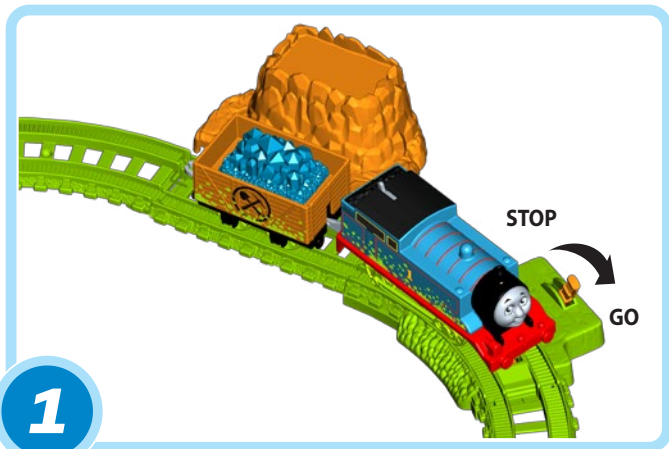
Place the barrel into the loader.



HOW TO PLAY

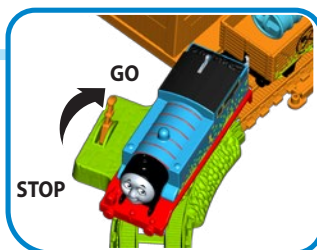
Load the gems into the cargo car, then flip the switch to send Thomas forward.

The engine bursts through the cave!



Lift the gate to load the barrel into the cargo car, then flip the switch to send Thomas forward.

Note: Only one cargo piece (the gems or the barrel) can be loaded into cargo car at a time. Unload one before loading the other.



Protect the environment by not disposing of this product or any batteries with household waste. This symbol indicates that this product shall not be treated as household waste. Check your local authority for recycling advice and facilities.

WARNING:
CHOKING HAZARD – Small parts.
Not for children under 3 years.

CAUTION:
To prevent entanglement,
keep hair away from wheels.

CONSUMER ASSISTANCE
1-800-432-5437 (US & Canada)
1300 135 312 (Australia)
service.fisher-price.com

Fisher-Price, Inc., 636 Girard Avenue, East Aurora, NY 14052.
Hearing-impaired consumers: 1-800-382-7470.

Outside the United States:

Canada: Mattel Canada Inc., 6155 Freemont Blvd.,
Mississauga, Ontario L5R 3W2; www.service.mattel.com.

Great Britain: Mattel UK Ltd, Vanwall Business Park,
Maidenhead SL6 4UB. Helpline: 01628 500303.
www.service.mattel.com/uk

Mattel Europa B.V., Gondel 1, 1186 MJ Amstelveen, Nederland.

Australia: Mattel Australia Pty. Ltd., 658 Church Street,
Locked Bag #870, Richmond, Victoria 3121 Australia.

New Zealand: 16-18 William Pickering Drive,
Albany 1331, Auckland.

Thomas the Tank Engine & Friends™



CREATED BY BRIT ALLCROFT

Based on the Railway Series by The Reverend W Awdry.
©2017 Gullane (Thomas) Limited. Thomas the Tank Engine & Friends
and Thomas & Friends are trademarks of Gullane (Thomas) Limited.
©2017 HIT Entertainment Limited. HIT and the HIT logo are trademarks
of HIT Entertainment Limited.

©2017 Mattel. All Rights Reserved. ® and ™ designate U.S. trademarks of
Mattel, except as noted. **PRINTED IN CHINA.** Mattel East Asia Ltd., Room
503-09, North Tower, World Finance Centre, Harbour City, Tsimshatsui,
HK, China. Tel.: (852) 3185-6500. Mattel South Africa (PTY) LTD,
Oyce 102 13, 30 Melrose Boulevard, Johannesburg 2196.

FBK52-0970
1101325183-DOM



Fisher-Price®

FBK52