

MEGA
CONSTRUX™

★ American Girl®

McKenna's
Gymnastics
Competition



FDY95

LET'S GET STARTED

IT'S TIME TO BUILD YOUR STORY



P.3

MEET MCKENNA



P.4

START BUILDING



P.7

MCKENNA'S ACTIVITIES



P.40

IT'S TIME TO BUILD YOUR STORY

The journey begins when you open the box. Find everything you need to build your story, and get ready to start building!

Take all the bags of pieces out of the box—you're almost ready to start building. Make sure you have your instructions handy!

Pull the tab to take your American Girl mini figure out of the window.

Let's get organized! Take all the pieces out of the bags and lay them out where you can see them. Be careful not to lose any.



Meet McKenna!

More than anything, Girl of the Year® McKenna Brooks loves gymnastics. At today's meet, she's competing in her favorite events—the uneven bars and the balance beam.

On the uneven bars McKenna feels like a bird—soaring, stretching, and flying through the air. Before her beam routine, she takes a deep breath and visualizes her moves in her head. I can do this, she thinks. As McKenna moves into her tuck jump and handstand, her routine goes just as she imagined it would!

She faces challenges head on.

Ouch! That dismount hurt McKenna's ankle. Even though she can no longer compete, McKenna knows there are other ways to help her team. "Good job, Toulane!" she yells from the bleachers as her friend finishes her floor routine.


"Thanks," says Toulane. "We make a great team!"

McKenna's not afraid to try new things.

One day McKenna watches a rhythmic gymnast compete with a ball and hoop. The girl rolls and bounces the ball more gracefully than anyone McKenna has ever seen. Then she spins the hoop, tosses it in the air, and catches it behind her back, McKenna smiles. "That looks like fun!" she says. "Can you show me how to do that?"



YOUR BUILDABLE FIGURE



DID YOU KNOW THAT YOU CAN PERSONALIZE YOUR AMERICAN GIRL MINI FIGURES?

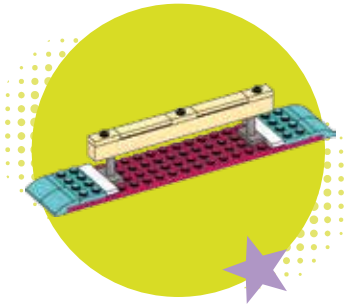
Collect them all, then mix and match pieces from each to customize them. Use the different parts and accessories to change their look and style. You can even create totally new characters that look like you and your friends!

Each sold separately and subject to availability.





START BUILDING



Build the
balance beam!

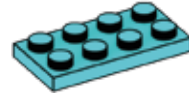
1



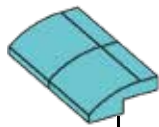
4x



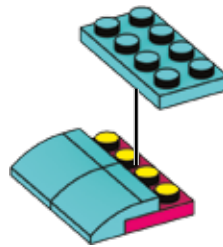
2x



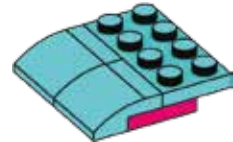
2x



1



2



3

x2

2



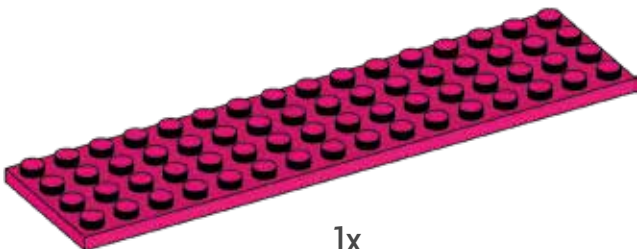
2x



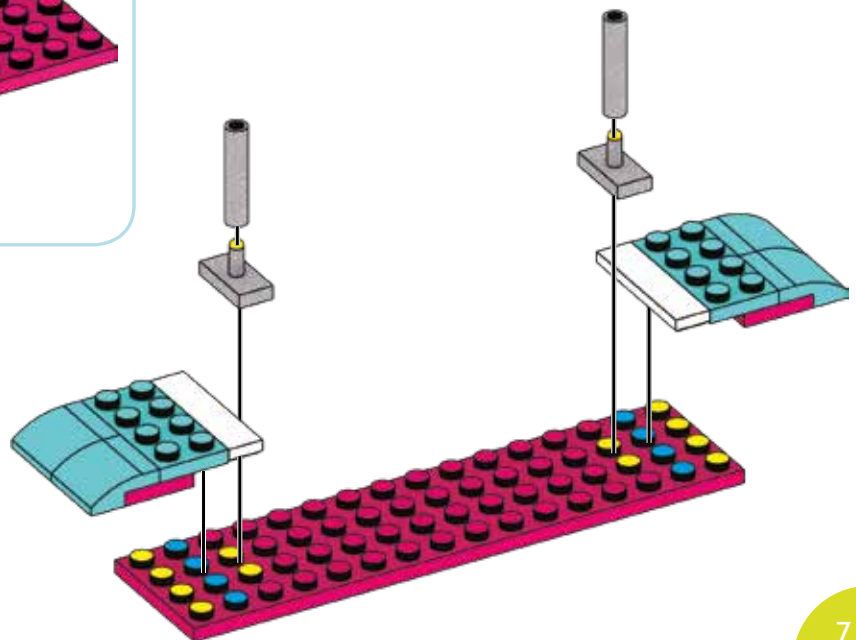
2x



2x

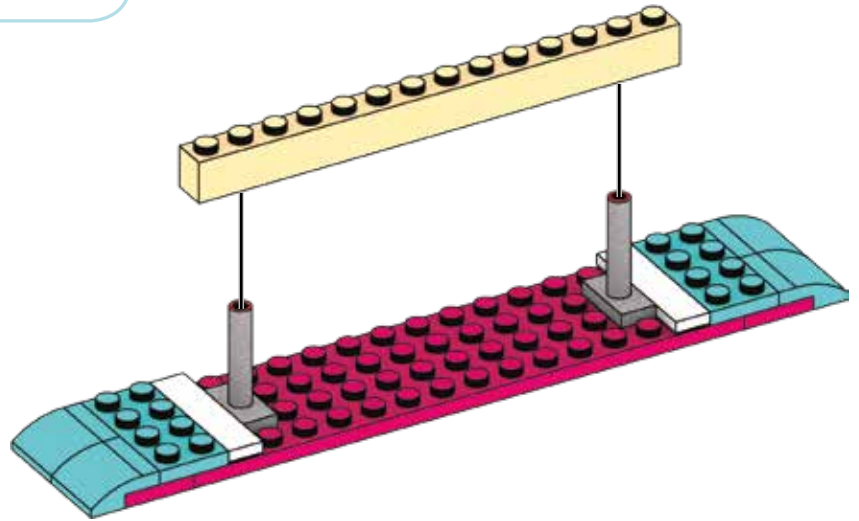
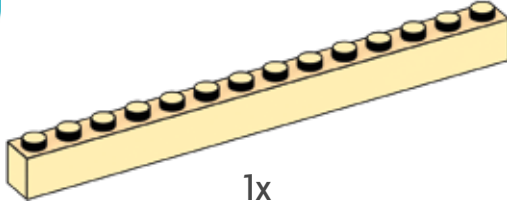


1x





3



BUILDING TIP

It's going to take a gold medal effort to attach the balance beam, so remember, practice makes perfect! Take your time and push firmly on the long brick beam to push it all the way onto the two rods. You can even line up both rods at the same to make sure the fit is just right! Now that's a first place performance!





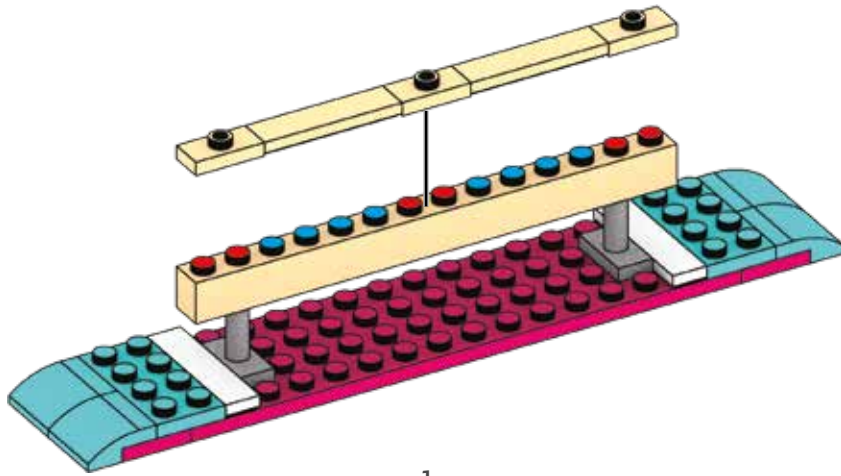
4



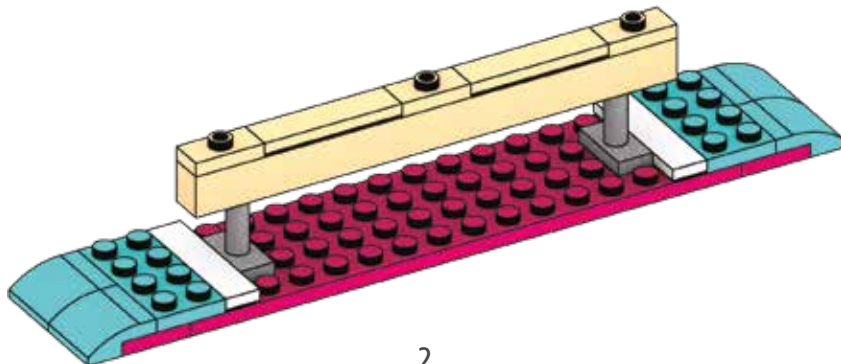
3x



2x



1




2



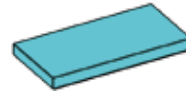
5



4x



2x



4x


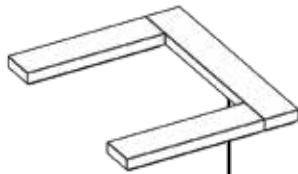


2x

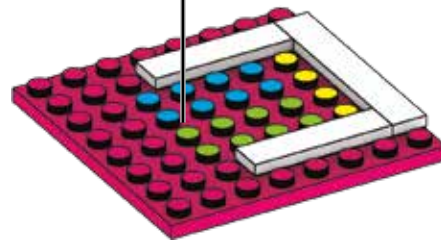
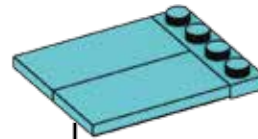


2x

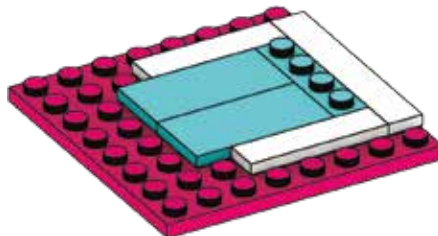
Build the uneven bars
so Mckenna can soar!



1



2

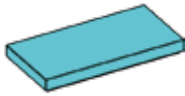


3

x2



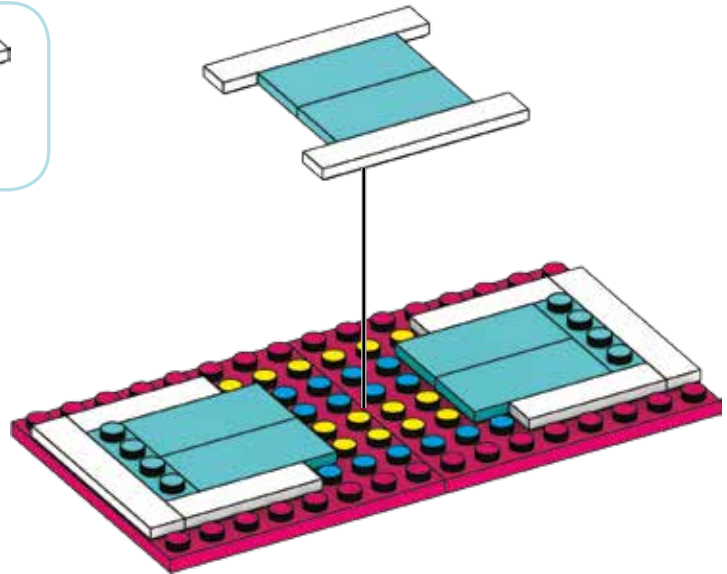
6



2x



2x



7



6x



2x



2x



2x



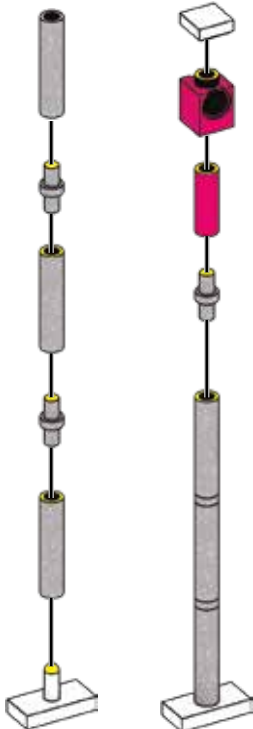
2x



6x



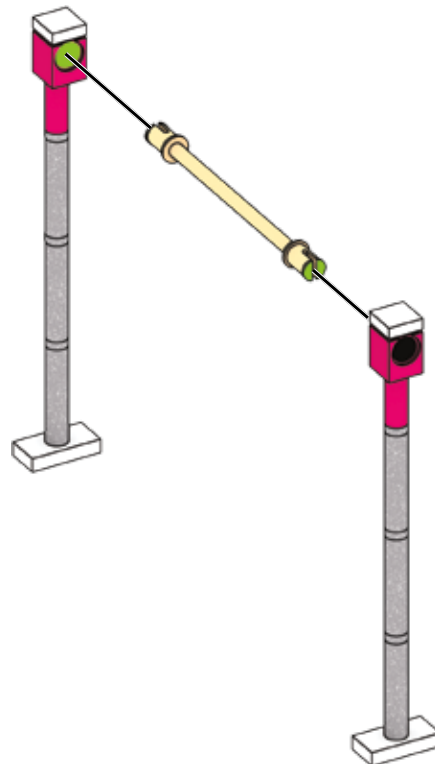
1x



1

2

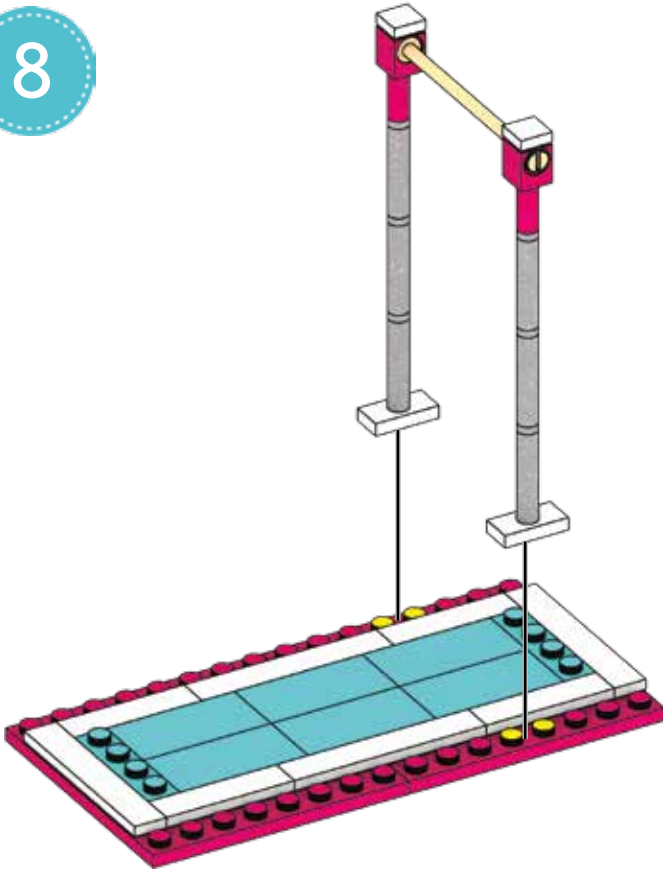
x2



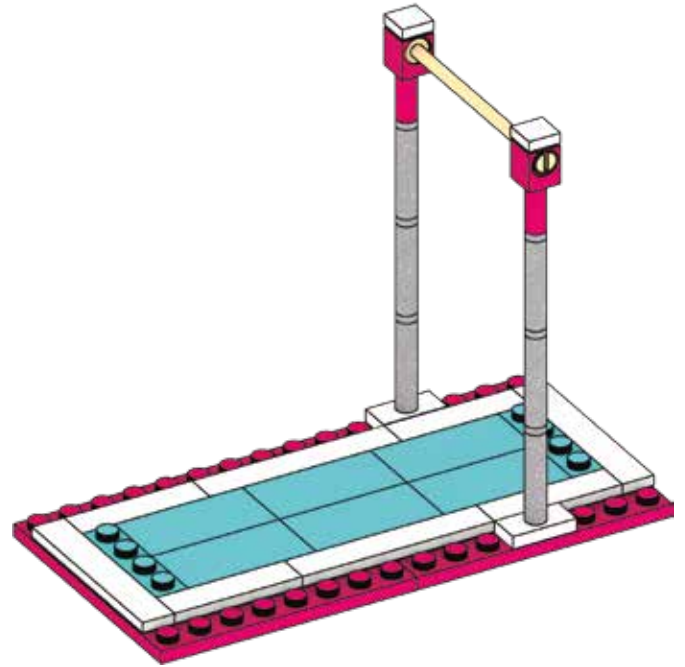
1




8



1



2



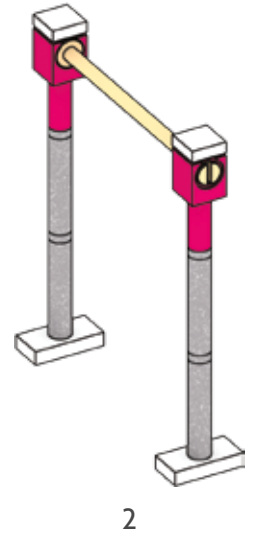
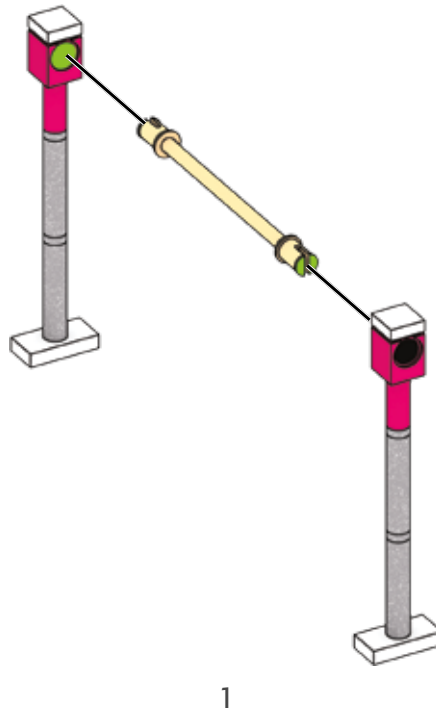
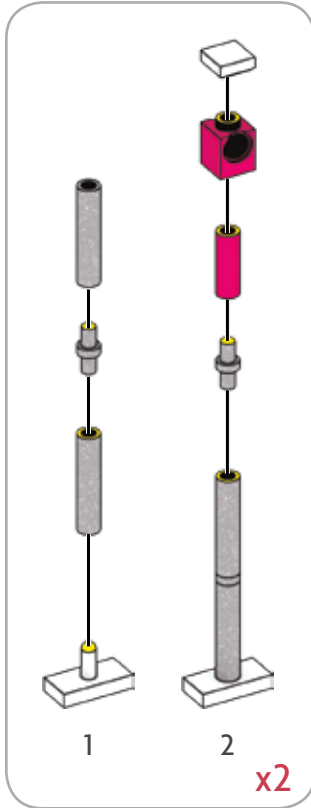
BUILDING TIP

Counting is the key to making sure the high bar is straight. When you attach the poles to the mat, count the number of pink dots on each side of the base. Make sure they are equal on both sides of the mat. That way McKenna can stick her dismounts!

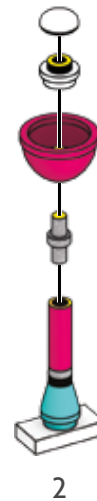
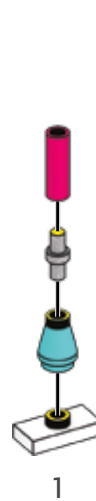
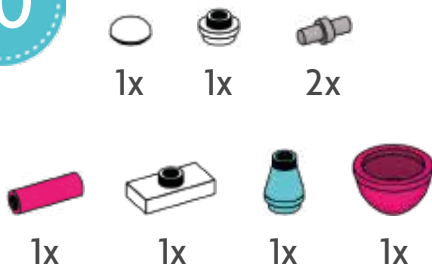




9

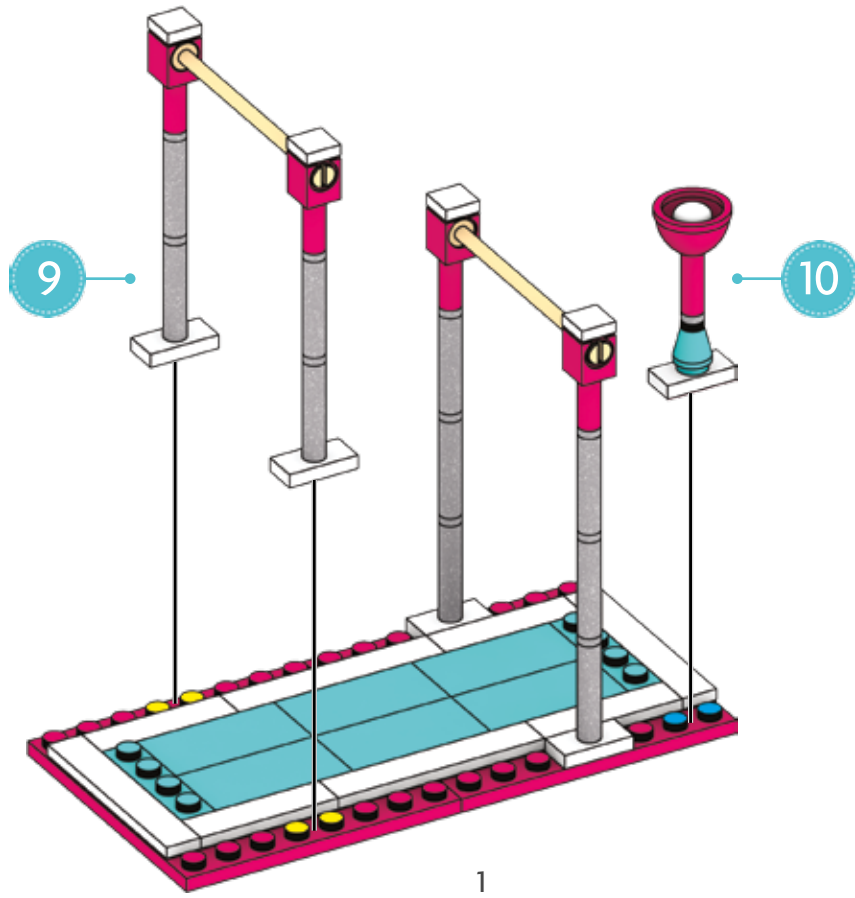


10

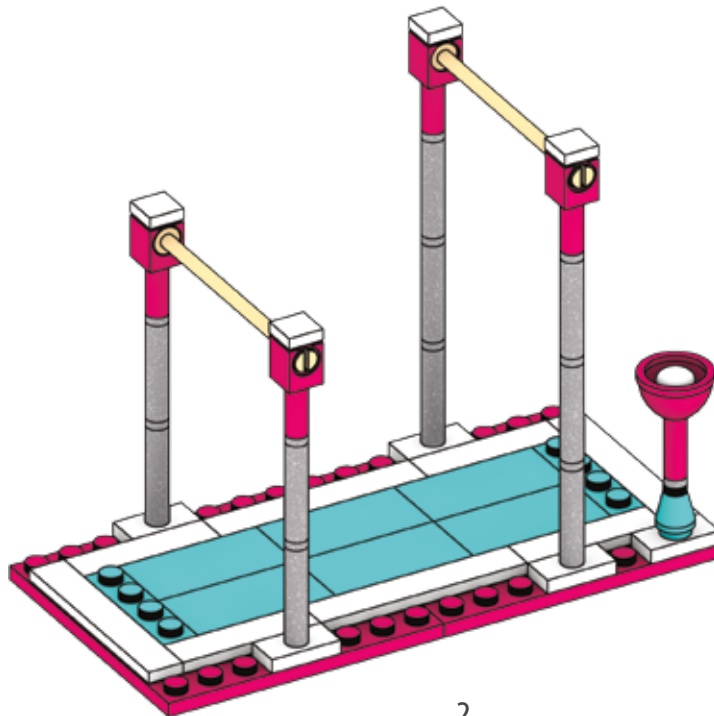




11



1




2



Build the podium!

12



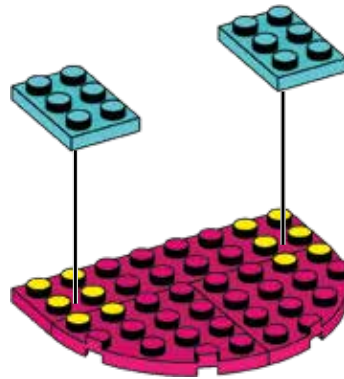
2x



2x



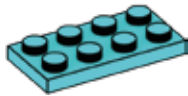
1x



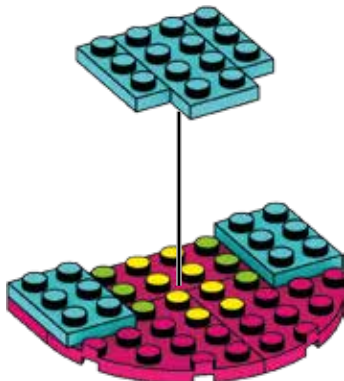
13



2x



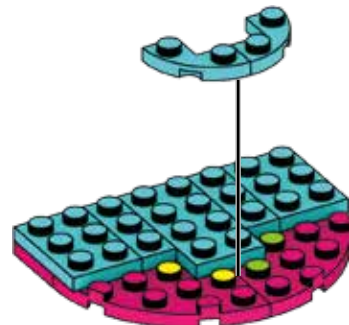
1x



14

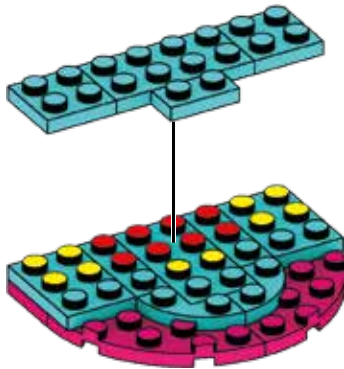
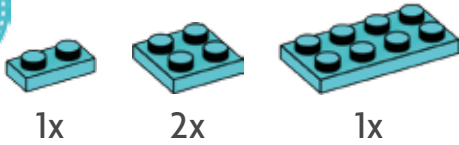


2x

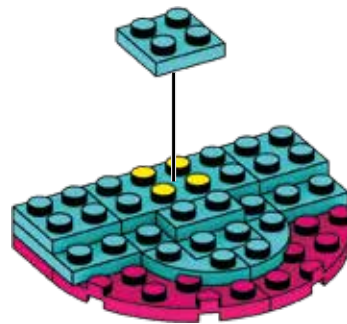
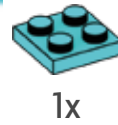




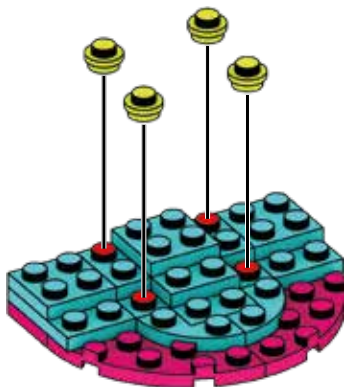
15



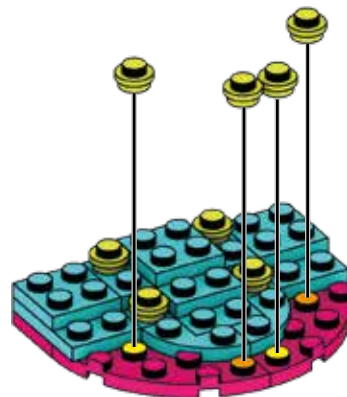
16



17



18

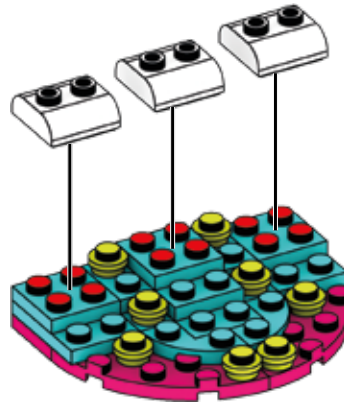




19



3x



20



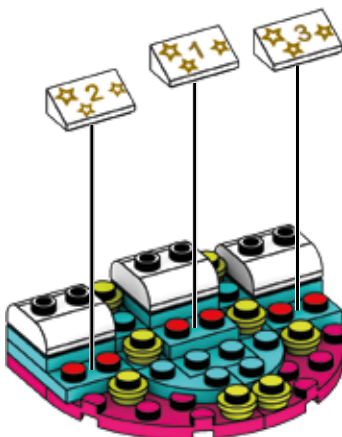
1x



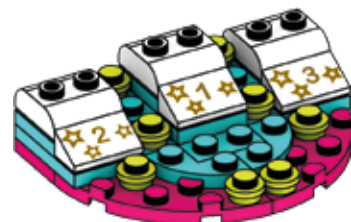
1x



1x



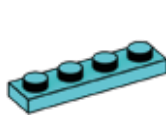
1



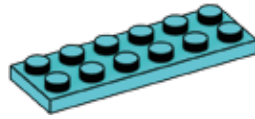
2



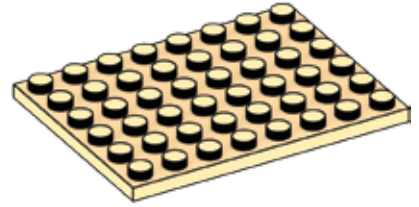
21



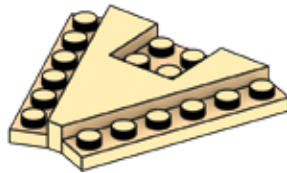
1x



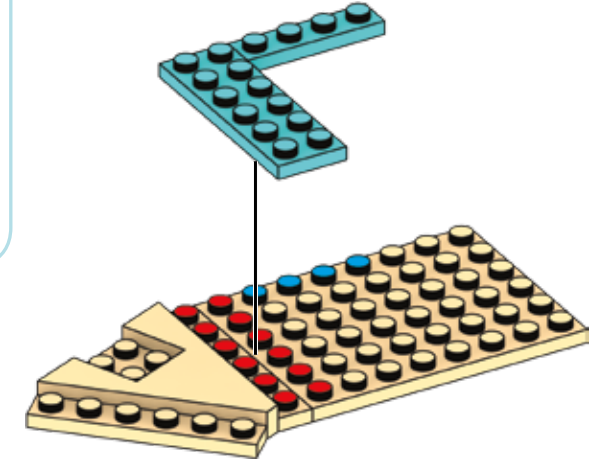
1x



1x



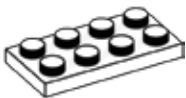
1x



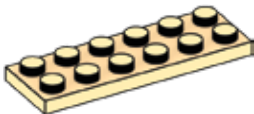
22



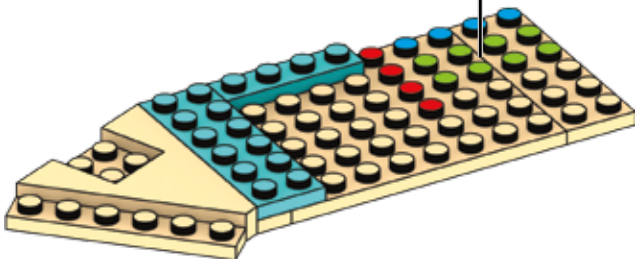
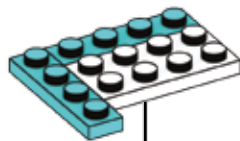
2x



1x



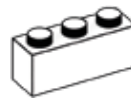
1x



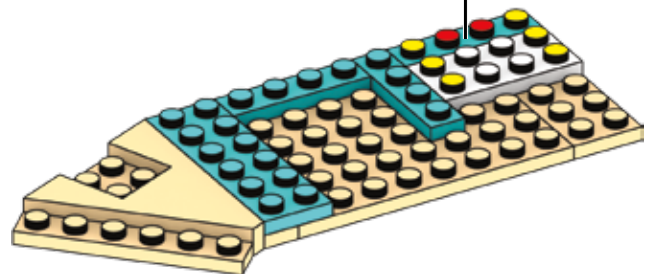
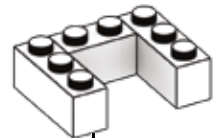
23



1x



2x



Build the
bleachers and cheer
for McKenna!



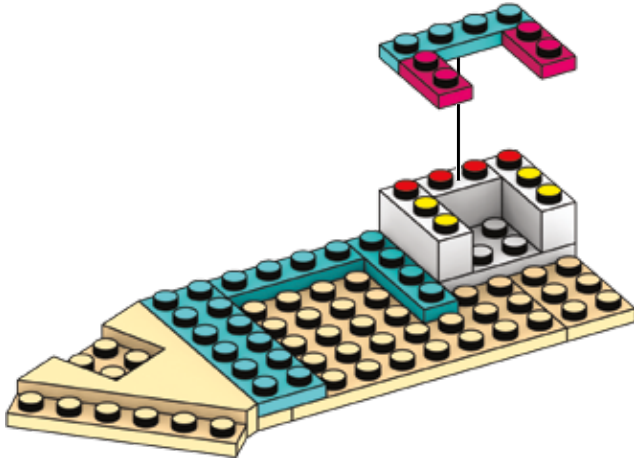
24



2x




1x



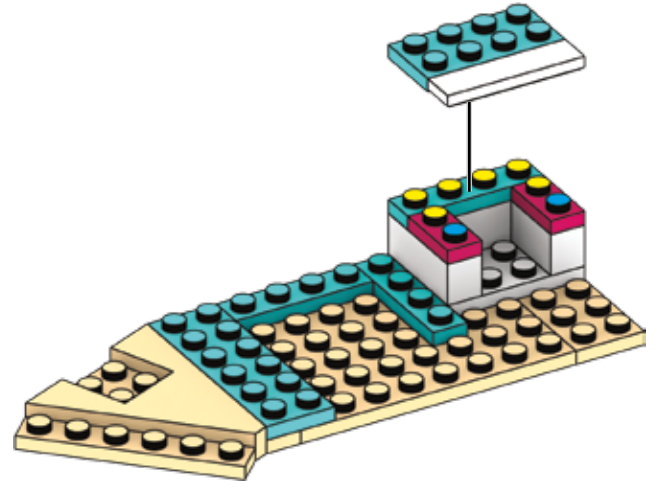
25



1x



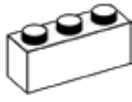
1x



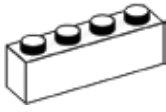
26



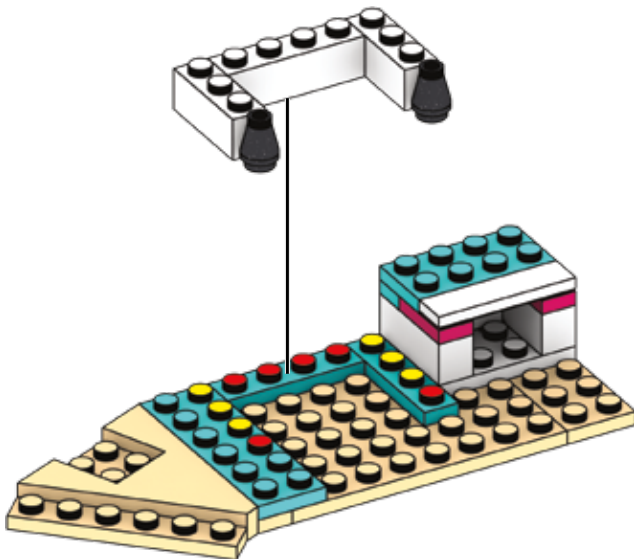
2x



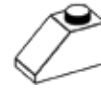
2x



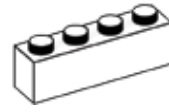
1x



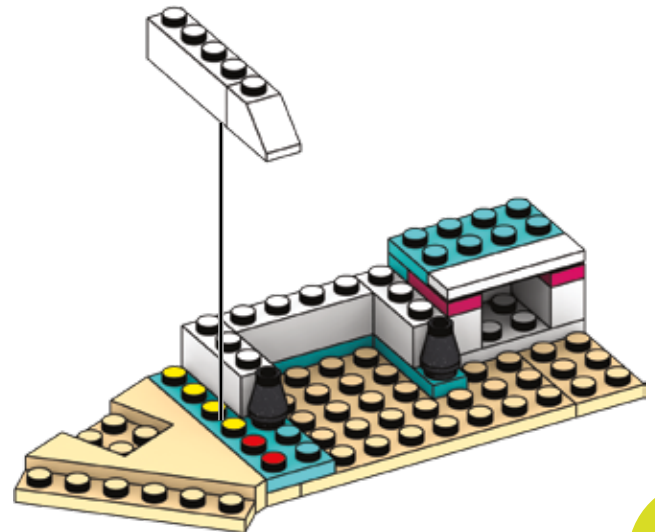
27



1x

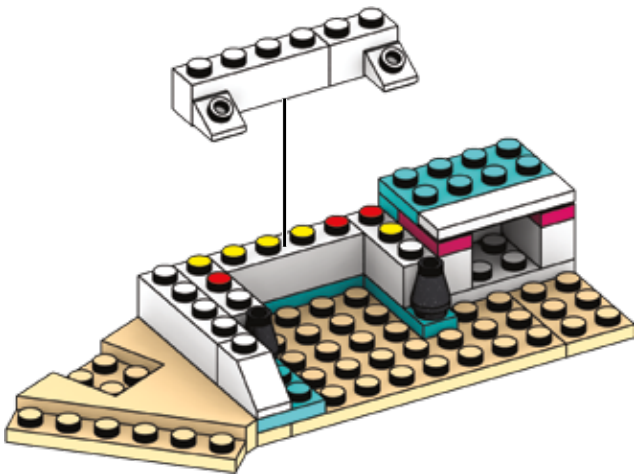
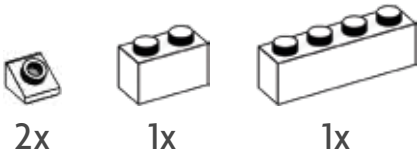


1x

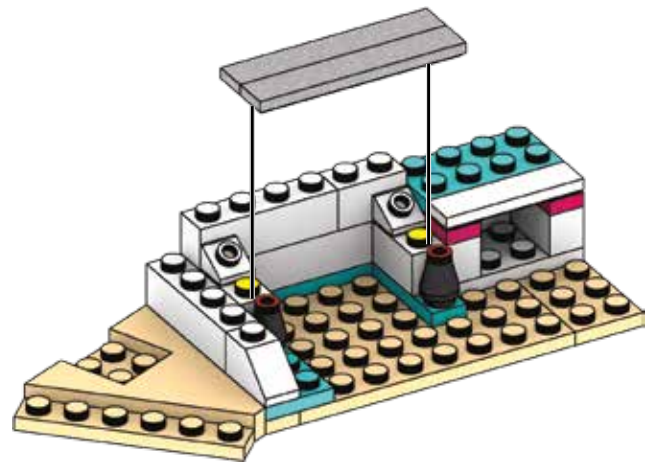
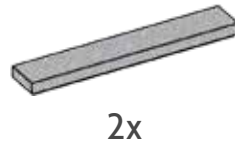




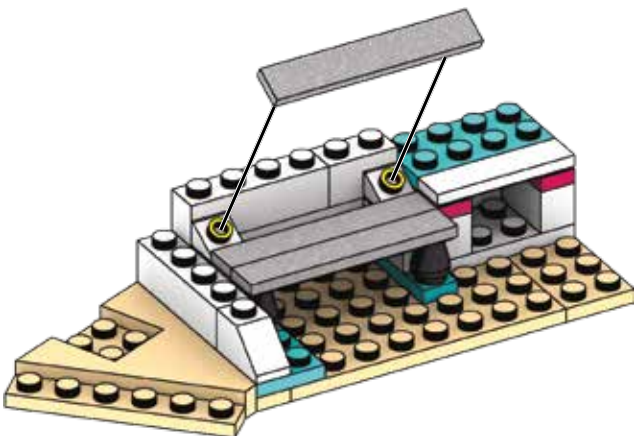
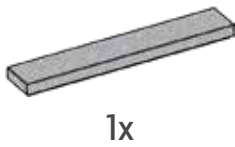
28



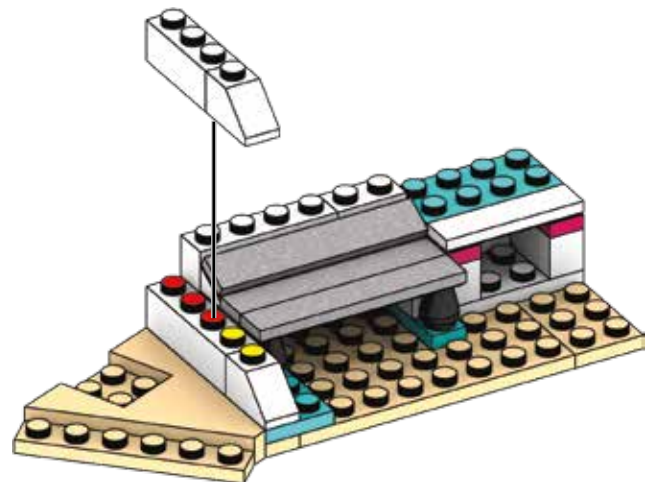
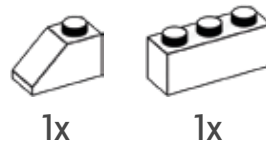
29



30

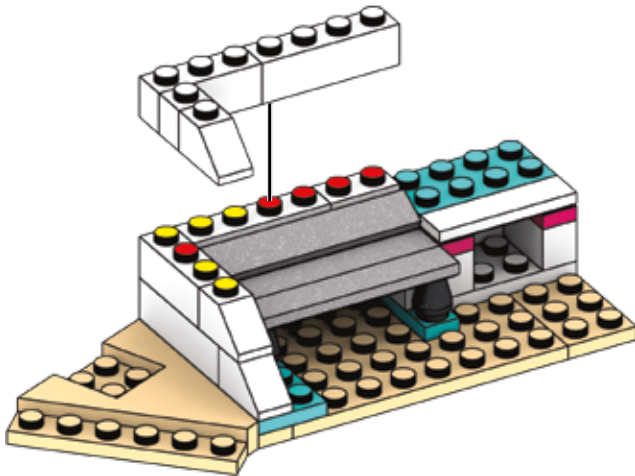
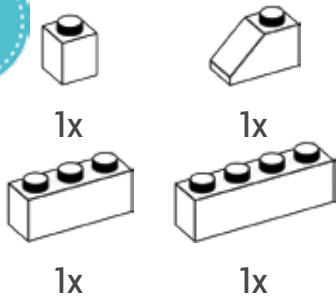


31

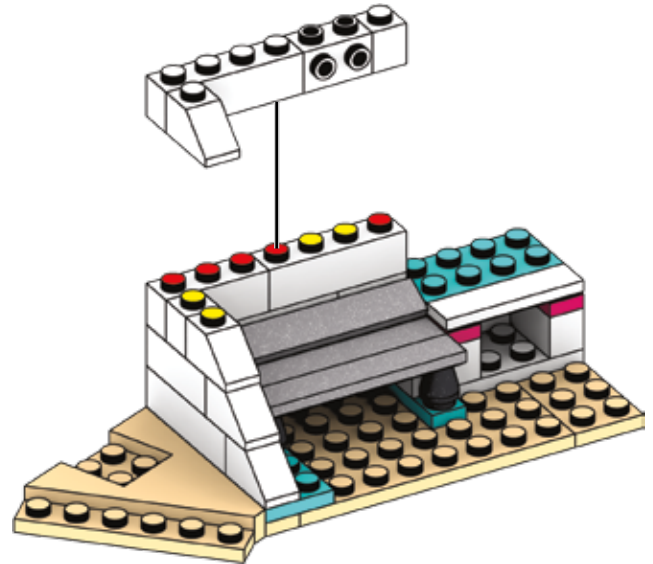
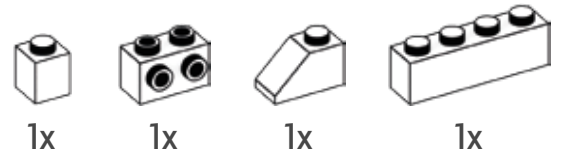




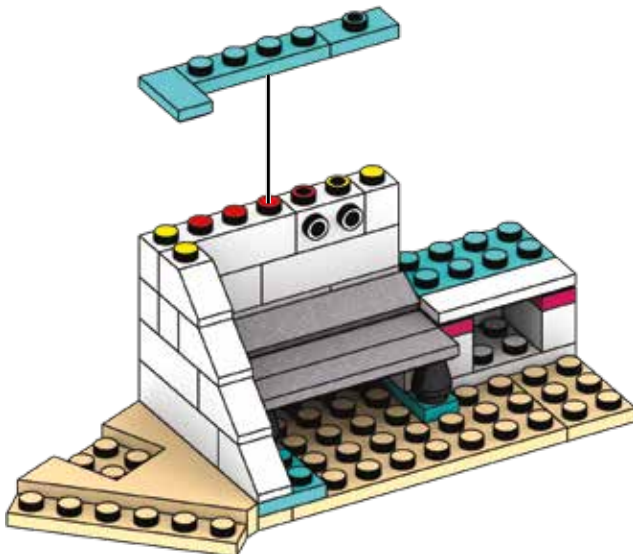
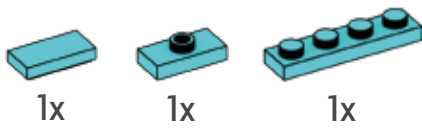
32



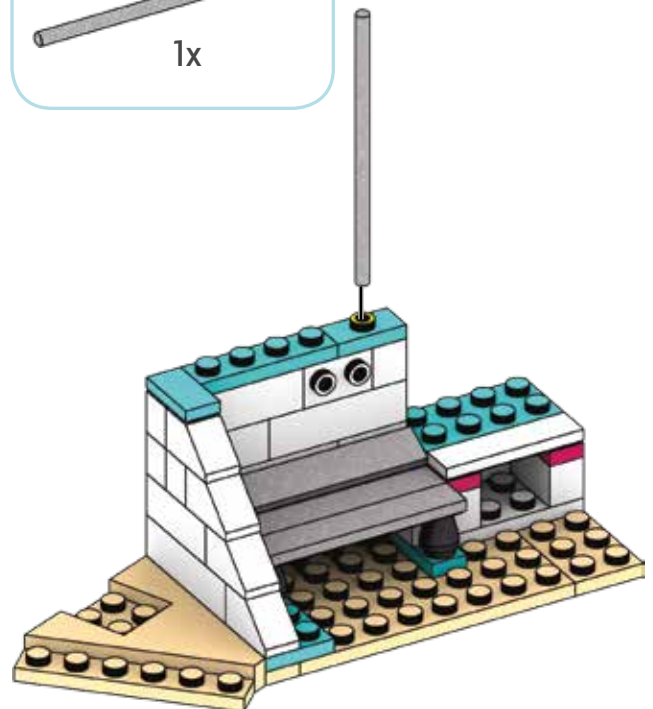
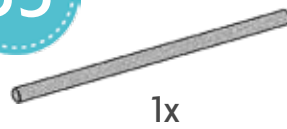
33



34



35





36



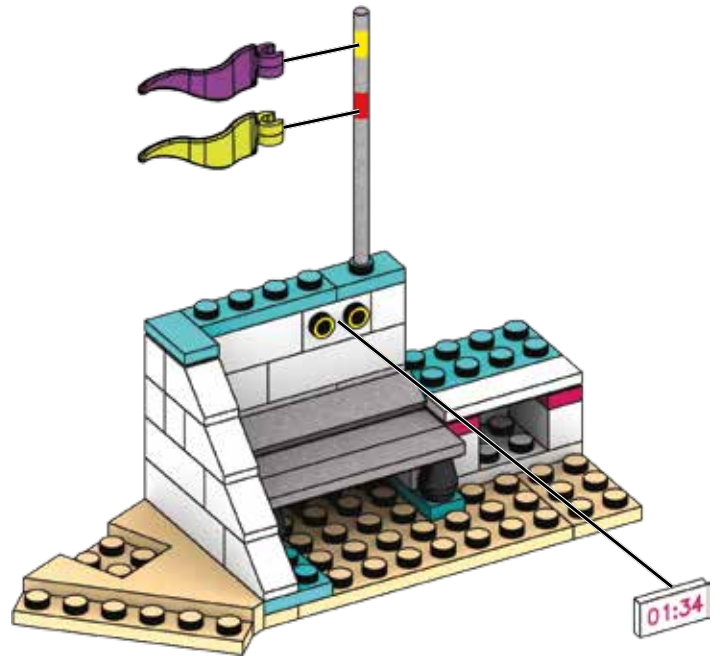
1x



1x



1x



37



2x



2x

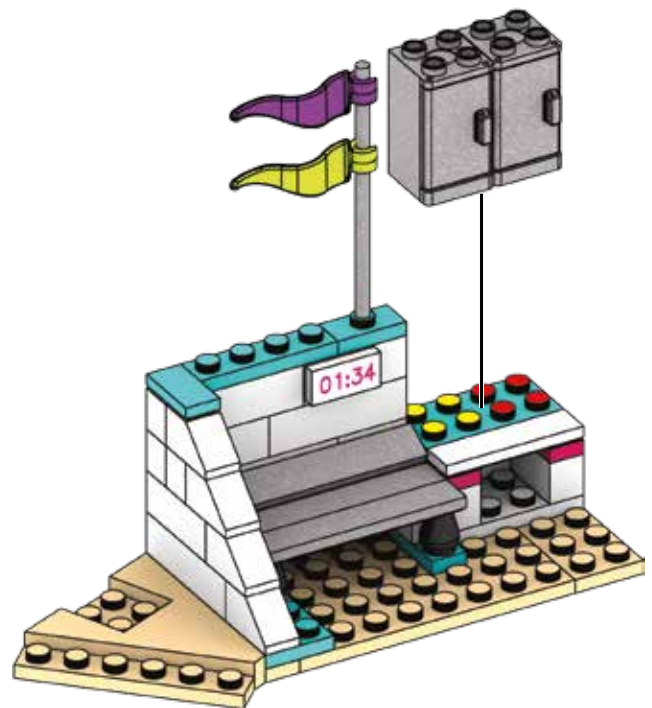


1



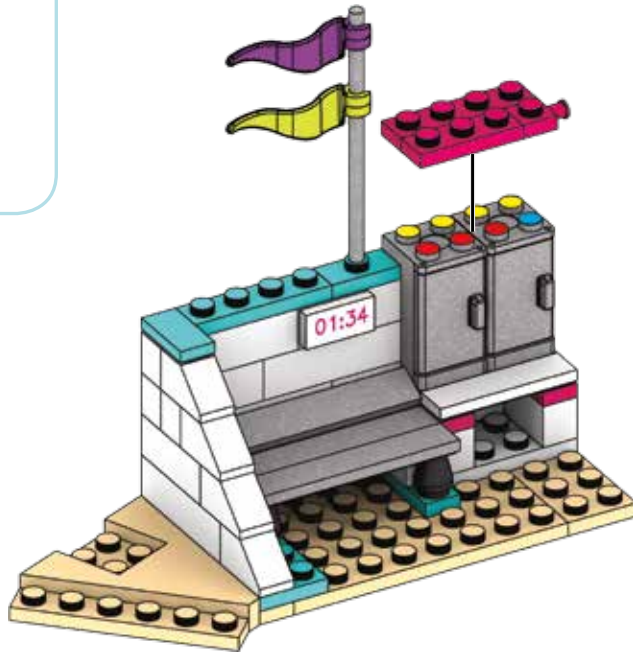
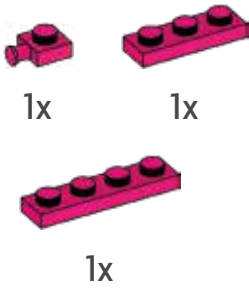
2

x2

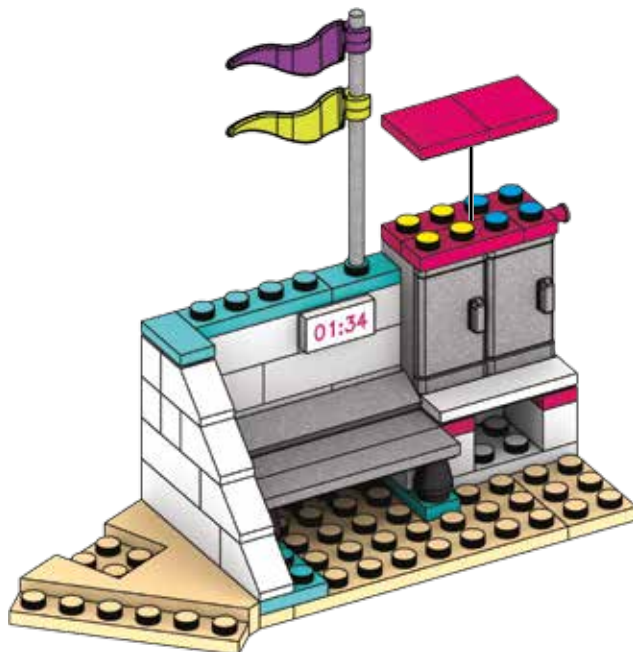
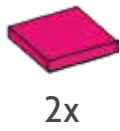




38

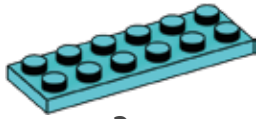


39

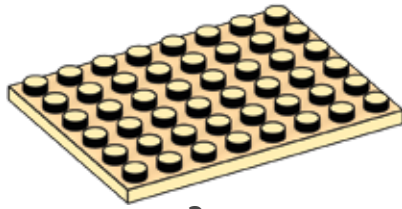




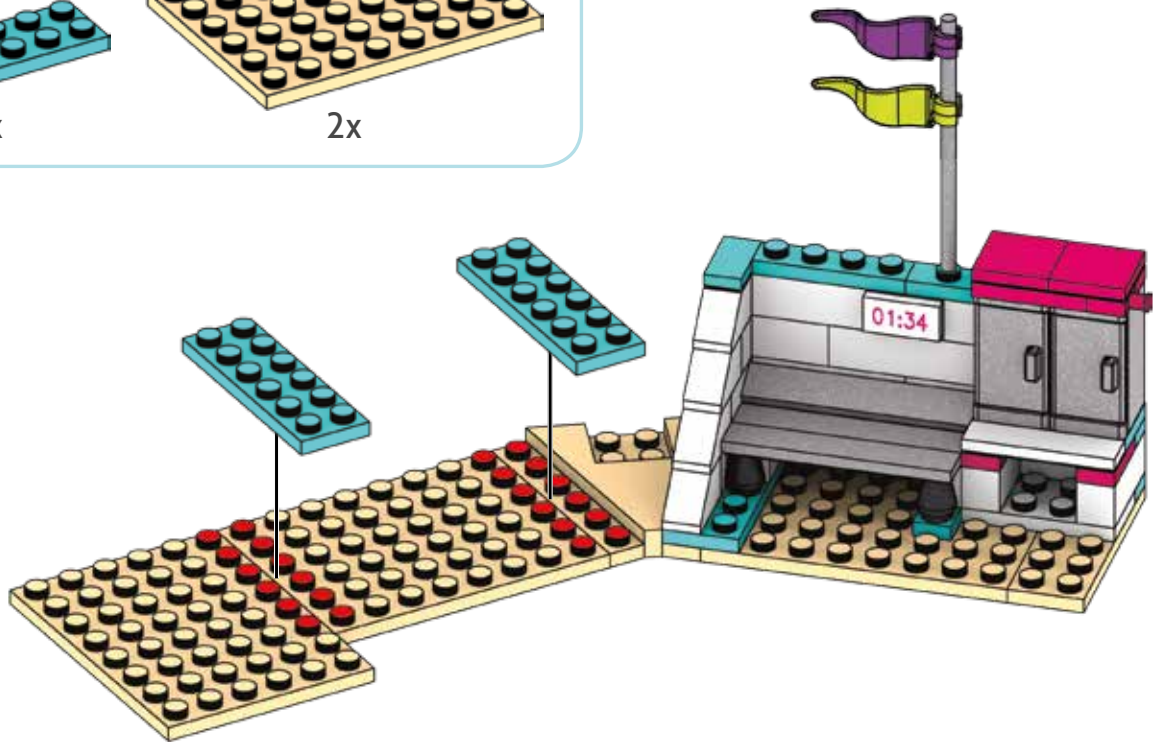
40



2x



2x



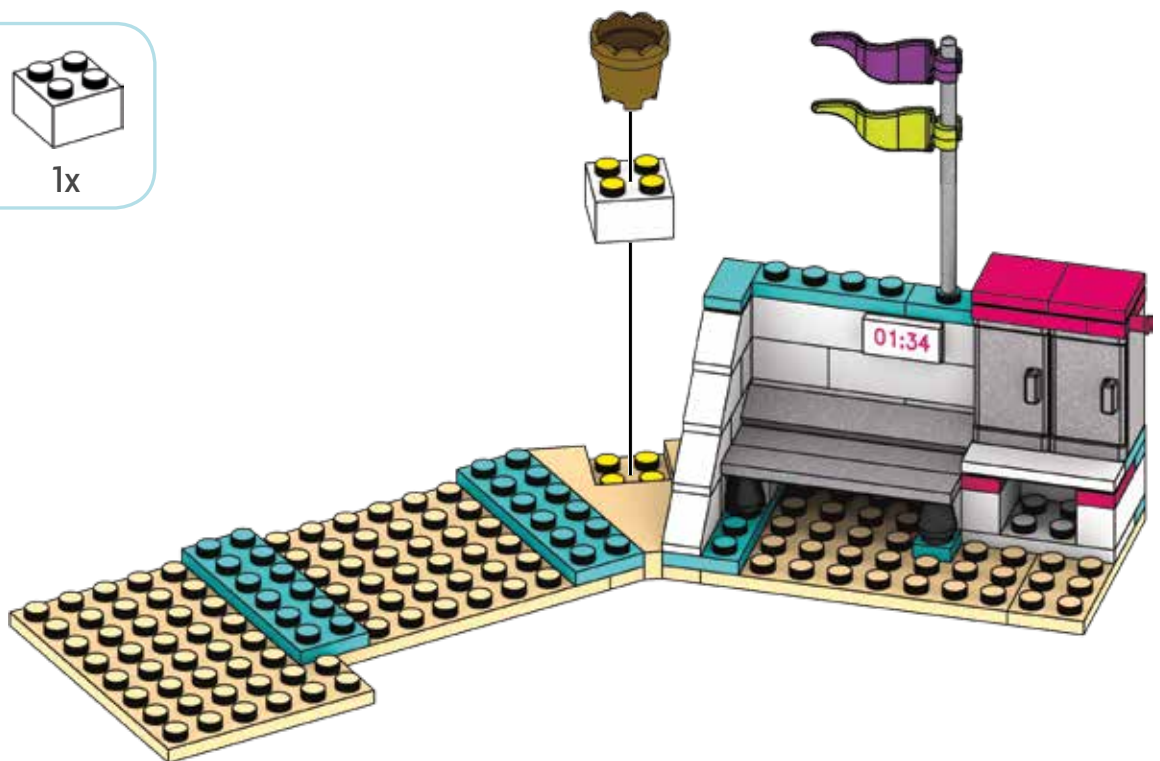
41



1x

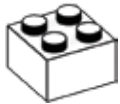


1x






42



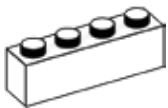
2x




1x



43

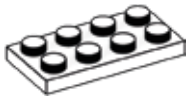


2x






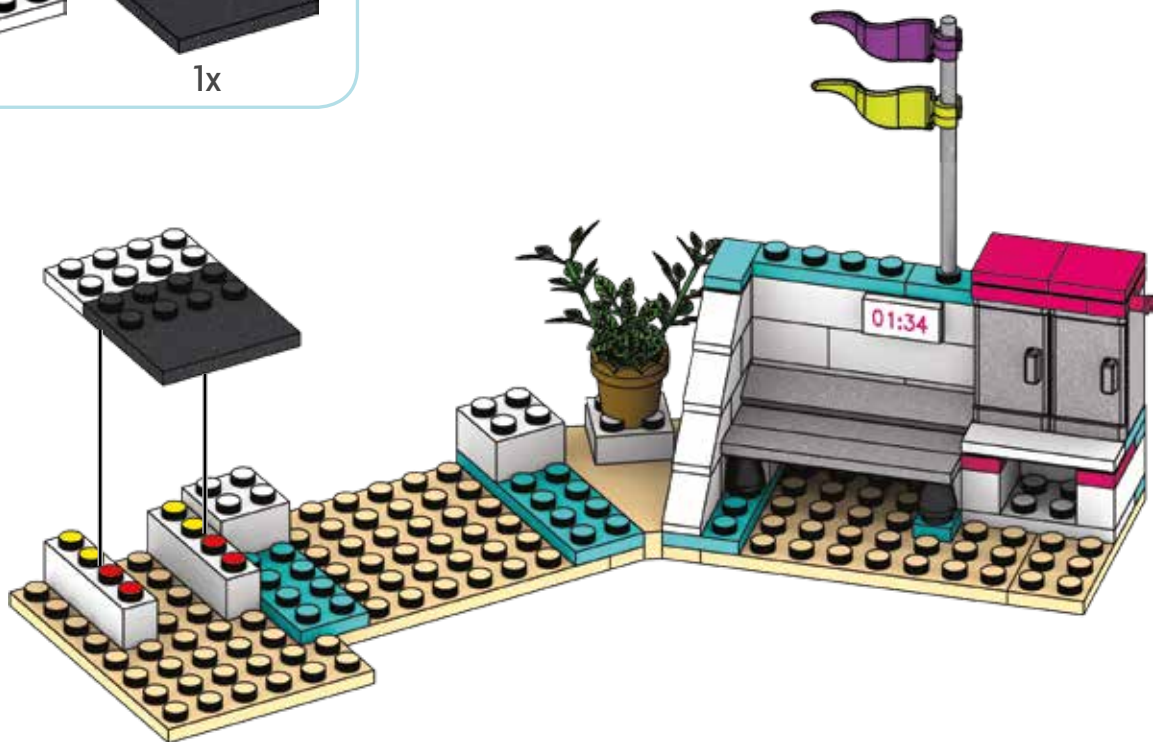
44



1x



1x



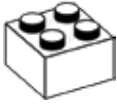
BUILDING TIP

When connecting this black-and-white piece to your set, only push down on the white brick. Nice touch!

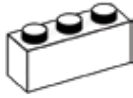





45



1x



2x




46



1x

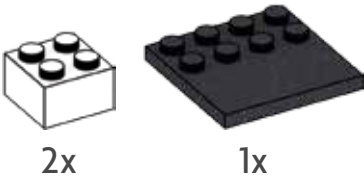


1x






47



2x

1x




48



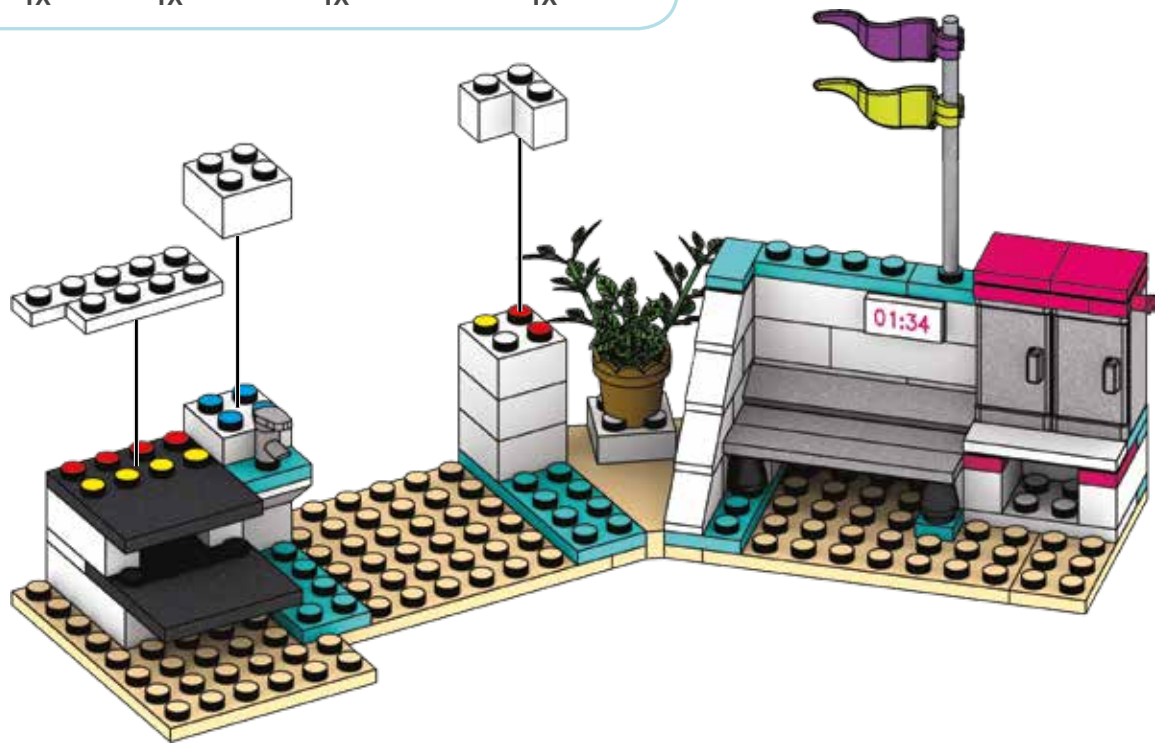
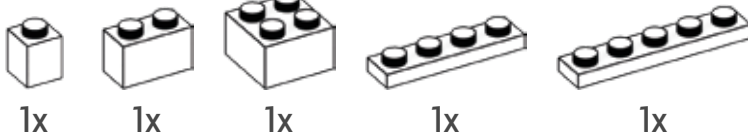
1x

1x







49



50

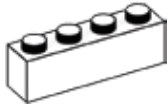





51



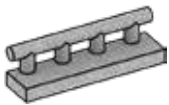
1x




1x



52



2x






53



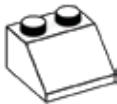
1x




54



2x



2x

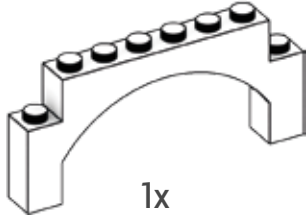





55



2x



1x



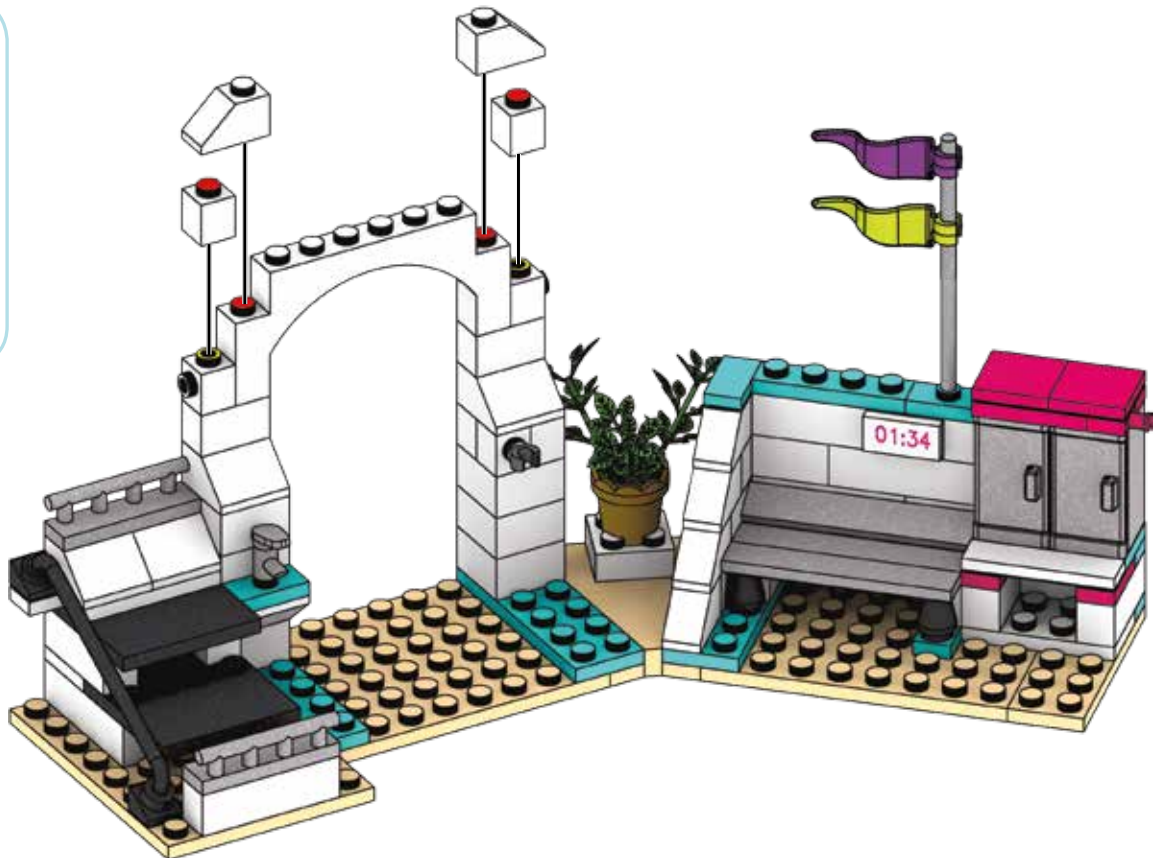
56



2x



2x





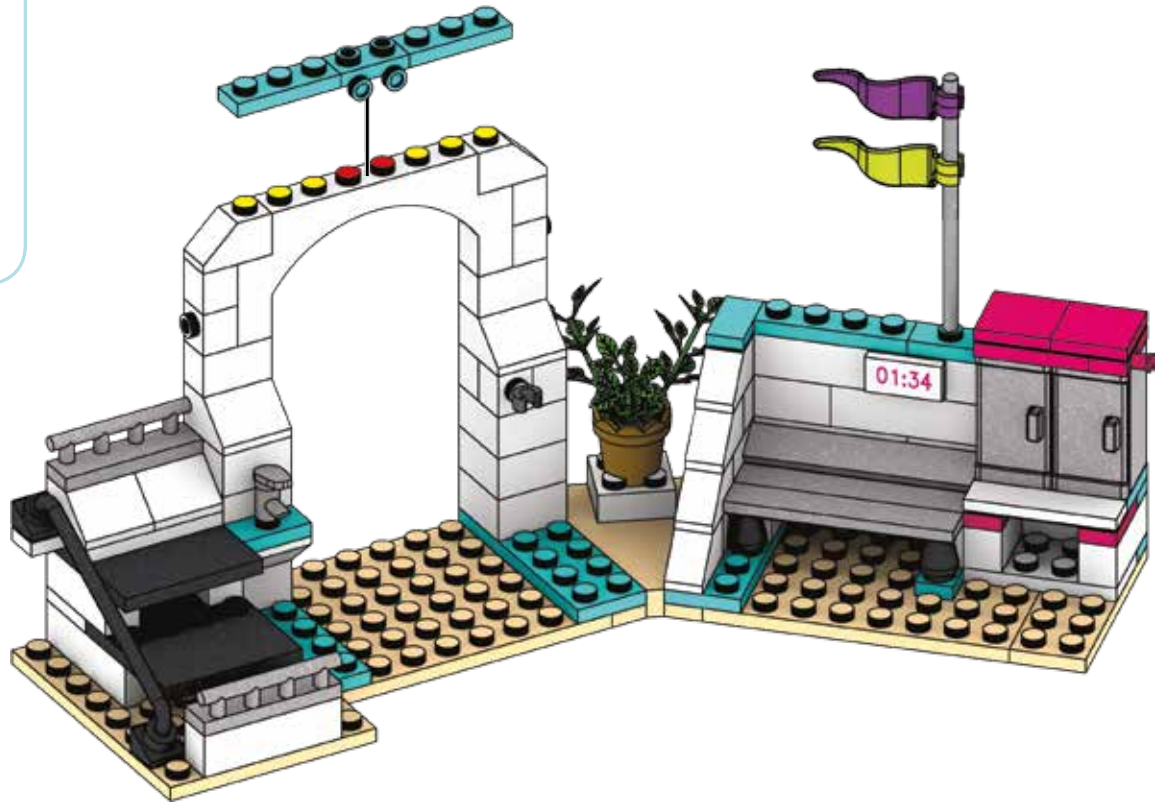
57



1x



2x



58



1x



2x

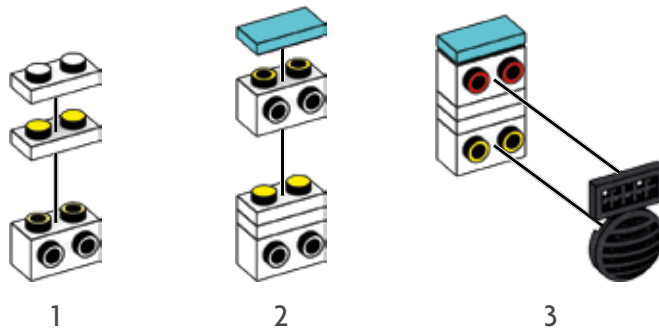




59




60



x2



61



BUILDING TIP

Let's get loud! Hold the speaker stand securely with one hand, and place the speaker on it with the other. Repeat this trick for the second speaker. Now you can start the music!





62



1x



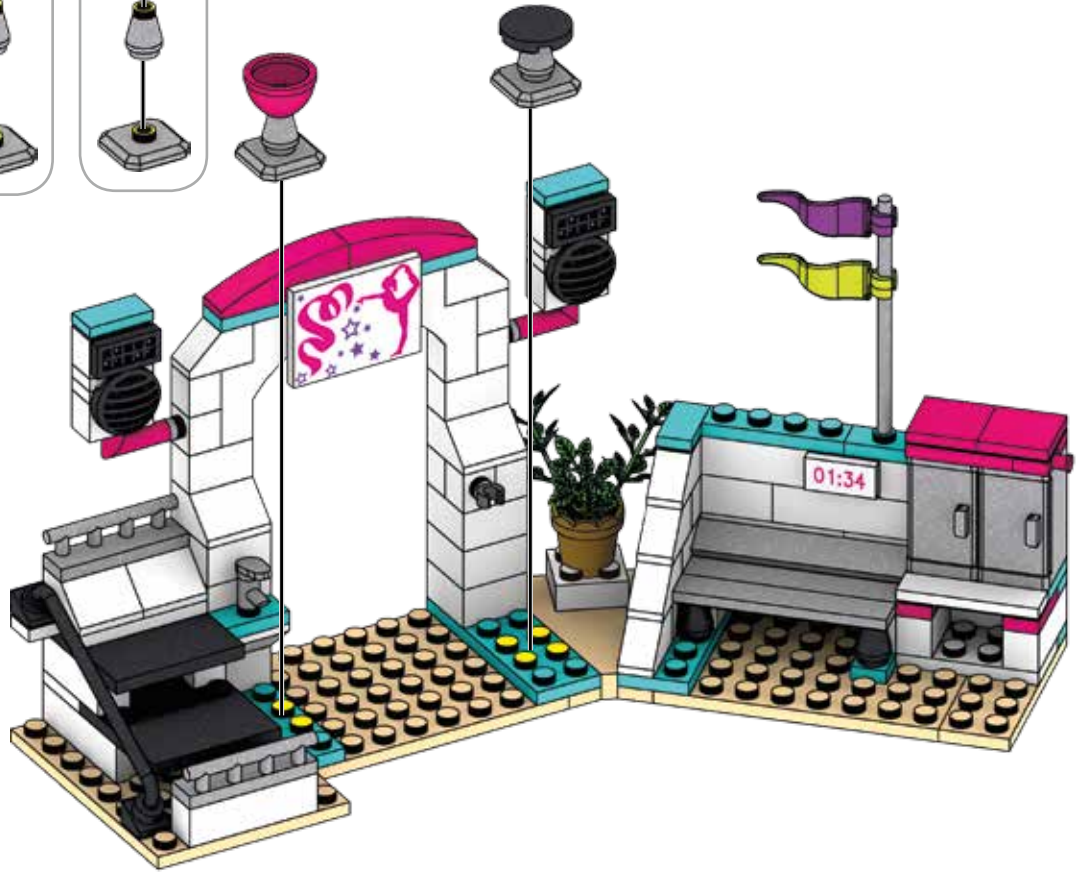
2x



1x



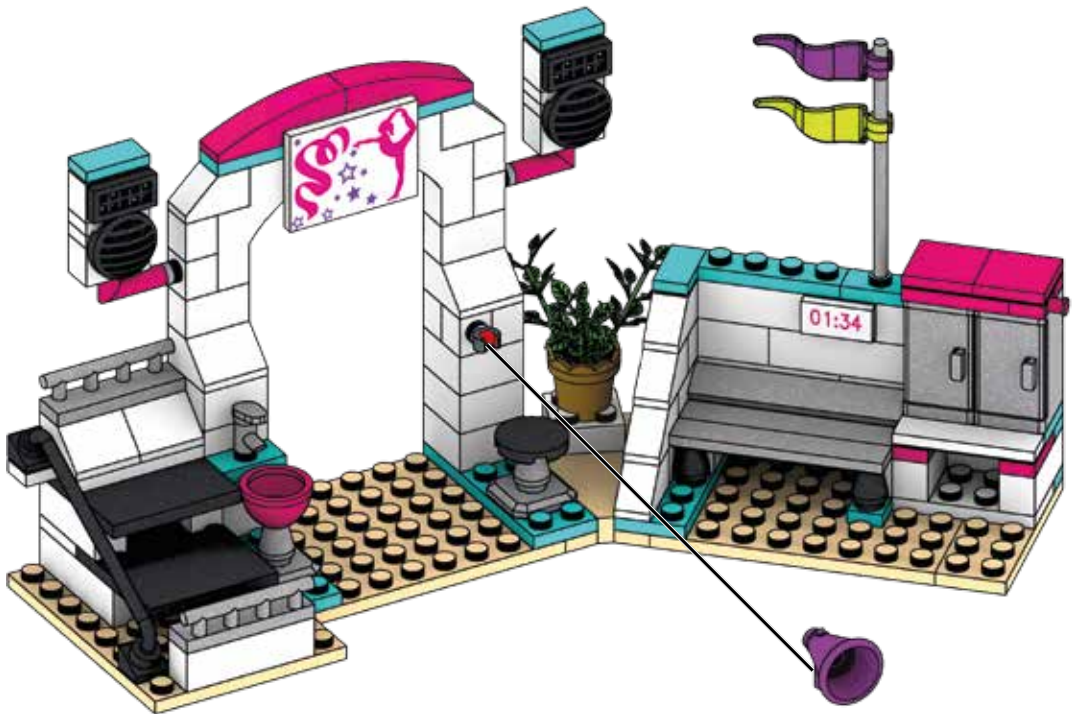
2x



63



1x





64



1x



1x



1x



1x



2x



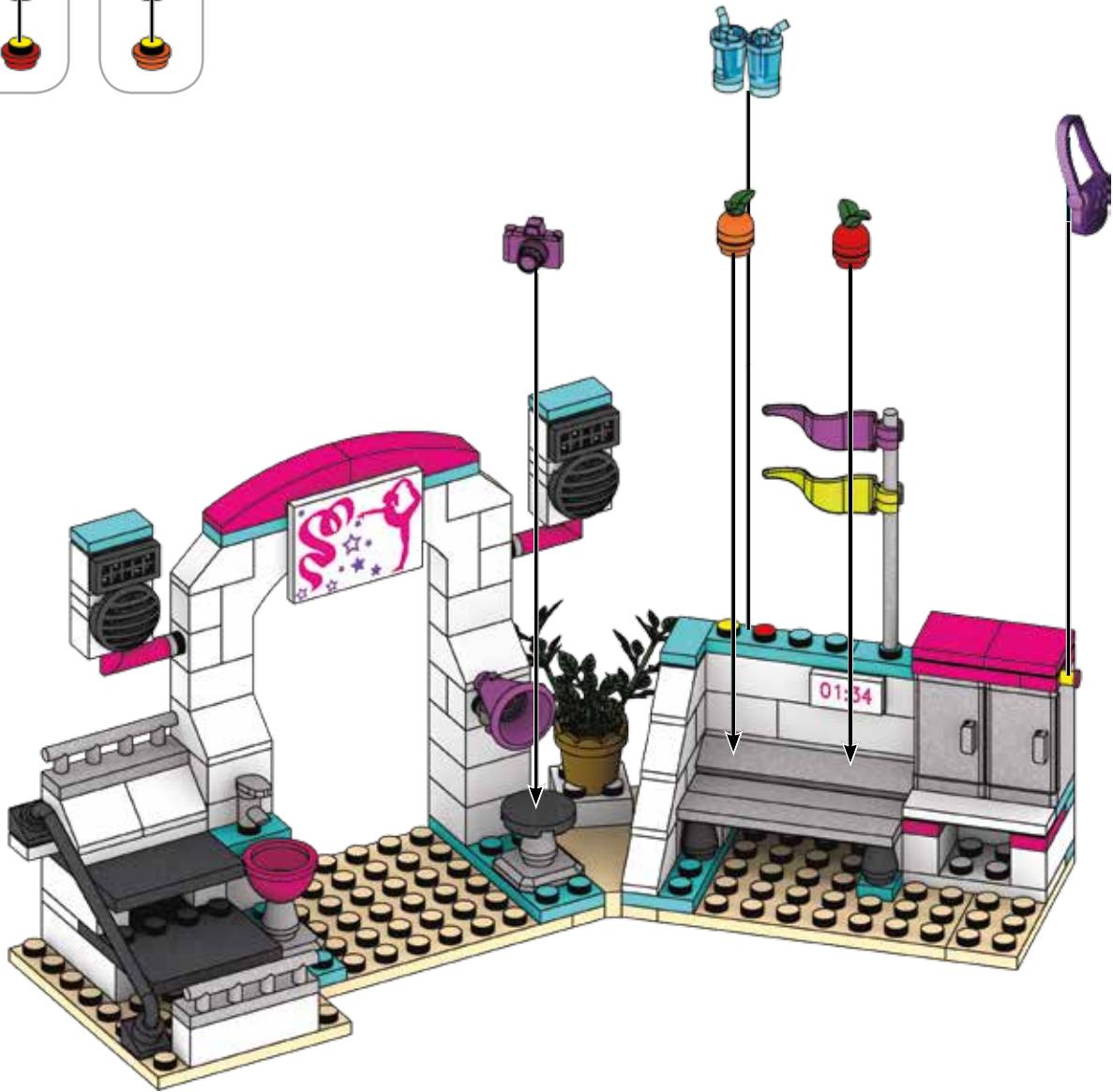
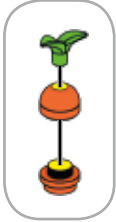

1x



2x



1x





65



1x



2x



2x



2x



1x



2x



1x



1x



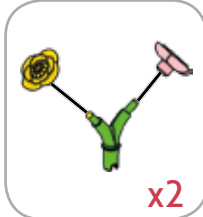
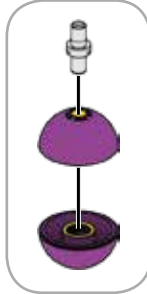
2x



1x



1x



x2

GREAT JOB!

You've built McKenna's
Gymnastics Competition!



CREATE YOUR STORY

You can create even more American Girl stories online.
Build your own stories and discover what other girls have
created. Because together, we build beyond!



MCKENNA'S ACTIVITIES

Find Your Strengths

McKenna knows every girl has her own strengths. Circle the words that best represent your strengths. Then think about a friend, and circle her strengths in a different color.

Bold	Patient	Brave
Loyal	Calm	Observant
Honest	Funny	Energetic
Sensitive	Independent	Thoughtful
Joyful	Smart	Talkative
Quiet	Silly	Caring

Dream It. Do It!

McKenna's not afraid to try new things. She's learned that practice and hard work are the keys to learning new gymnastics skills. And when she gets frustrated—or injured—she reminds herself how far she's come.

List three things you learned to do this year.

1. _____
2. _____
3. _____

List three things you'd like to learn.

1. _____
2. _____
3. _____

Gymnastics Challenge

Find all 20 gymnastics words in this puzzle. Search up, down, across, and diagonally.

T P G F C X U O E D L V H X W
P U O R E G A Q R A D E N E D
Q L T F I M J A M R C T L A T
D L E A P P T O C I I A T L F
I O A C H O S O T L C E U F W
R V M F E H Z C P S N A J D S
L E D L R I A S L I V E N J T
A R I O Y R A N L B E A M Q R
F E S O P V D O D N T I K R E
J E M R R B P B J S O A Z O T
A L O I Z M E Y D U P A A U C
P A U B A R S N M S M R I T H
Y I N R G F A I A A Y P I I L
C Z T H E H Q X T Y Z W D N S
D O G I X I S A S G X S H E G

BARS

BEAM

DISMOUNT

FLOOR

GRIPS

HANDSPRING

HANDSTAND

JUMP

LEAP

LEOTARD

MATS

PRACTICE

PULLOVER

ROUTINE

SCALE

SPLIT

STRETCH

TEAM

TRAMPOLINE

VAULT

Answer:
T P G F C X U O E D L V H X W
P U O R E G A Q R A D E N E D
Q L T F I M J A M R C T L A T
D L E A P P T O C I I A T L F
I O A C H O S O T L C E U F W
R V M F E H Z C P S N A J D S
L E D L R I A S L I V E N J T
A R I O Y R A N L B E A M Q R
F E S O P V D O D N T I K R E
J E M R R B P B J S O A Z O T
A L O I Z M E Y D U P A A U C
P A U B A R S N M S M R I T H
Y I N R G F A I A A Y P I I L
C Z T H E H Q X T Y Z W D N S
D O G I X I S A S G X S H E G

2x
AM72954AST

2x
AM72954NU

1x
AM18560E

8x
MA1113ANY

1x
MA01113AMC

1x
MA1113BOR

2x
AM78803ARD

1x
AM75332E

1x
AM78802AMC

1x
AM78802BOR

1x
AM17062AGV

1x
MI7003W

14x
MA17003APG

4x
MA07223E

1x
MA19328ATC

2x
AM72001MM

2x
AM72001E

5x
MA1086E

4x
AM18630ATC

3x
MA07629E

1x
AM08412ASU

2x
AM08412APG

2x
AM08412MM

1x
AM72931APG

2x
AM78722ARD

1x
AM77912AWG

2x
AM78169ATH

2x
AM73035AJJ

1x
AM72922AEN

2x
AM74645ATC

5x
MA17506ATC

12x
MA72233APG

4x
AM17070E

2x
AM17070APG

1x
MA07590E

3x
MA07590DR

2x
MA07590ASU

1x
AS-FDY95-05

3x
MA022501ASU

2x
AM18756MM

4x
MA09393E

2x
MA09393ATC

1x
MA09393ASU

1x
AM0215MM

2x
AM0748MM

1x
AM77723AEN

1x
AM77724AEN

2x
AM73025ATC

1x
AM17672ATH

1x
AM77495AEN

1x
AM76026AEN

1x
AM76467ASU

6x
MA09013E

5x
MA17502E

1x
AS-FDY95-01

1x
AS-FDY95-02

1x
AS-FDY95-03

2x
AM04322ASU

6x
MA1322E

3x
AM03018E

1x
MA1154E

4x
MA10273E

7x
MA09023E

2x
AM73009APG

3x
MA03773ASU

2x
MA0948ATC

4x
AM74106ASU

4x
MA1314ASU

1x
MA1314ATC

8x
MA16384E

2x
MA03772ASU

7x
MA09593ASU

1x
MA09593E

2x
MA09593ATC

7x
MA09838E

2x
MA09838DR

2x
AM01847APG

2x
AM19323ATC

8x
MA1087E

2x
MA09493ATC

5x
MA09493ASU

2x
MA09493E

2x
AS-DPK83-06

6x
AM77463ASU

1x
AM16450AEN

1x
AM16450ANY

2x
AM78808APG

2x
AM78807APG

2x
AM18617MM

1x
AS-FDY95-04

1x
MA07475E

4x
MA16331E

3x
MA16331APG

1x
MA1480DR

3x
MA1480ASU

1x
AM77653ARD

1x
AM72844AEN

2x
MA74680ATC

1x
MA08483ATC

1x
AM18259APG

2x
AM74849DR

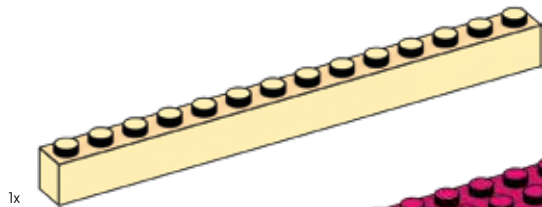
1x
AM01797MM

1x
AM72514DR


1x
AM72890E

3x
MA74678DR

2x
MA18556ATC



1x
AM19036DR



1x
MA18566ATC



1x
AX-FDY95-01



1x
FIG-FDY95-A



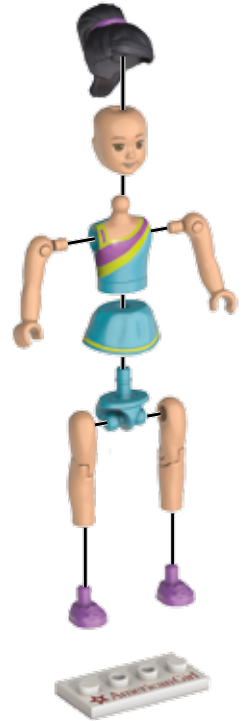
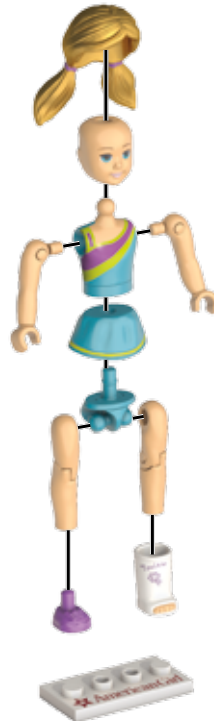
1x
FIG-FDY95-B



2x
AM78789ATC



1x
AM78167AEN



⚠ WARNING:
CHOKING HAZARD. - Small parts.
Toy contains a small ball.
Not for children under 3 years.




Please read these instructions carefully before first use and keep them for future reference.

© 2016 American Girl. All rights reserved.
All American Girl marks are trademarks of American Girl.

Patent pending. © D714, 887

Collect them all!



FDY98



FDY97



FDY88



FDY96



FDY90

Each sold separately and subject to availability.

MEGA CONSTRUX™

Build Beyond™

Au-delà de la
construction!

¡Construye sin límites!

Mais do que Construção!

Costruisci oltre ogni limite!

Es gibt keine Grenzen!

Więcej niż budowanie!

Meer dan alleen bouwen!

Больше, чем конструктор!

Χτίσε έναν ολόκληρο κόσμο!

Hayallerini İnşa Et!

لنبني .. وأكثر!

©2016, MEGA Brands Inc. & ™ MEGA Brands Inc.
CONSTRUX™ is owned by Mattel and used under license.
Printed in Canada D-FDY95-DOM02



play.megaconstrux.com

