



THE **BATMOBILE™** HAS JOINED FORCES
WITH **HOT WHEELS® Ai!**

NOW YOU CAN RACE THE MOST FAMOUS CRIME FIGHTING VEHICLE OF ALL TIME
AROUND YOUR SMART TRACK™ AS PART OF THE HOT WHEELS® Ai RACING FLEET.
THIS KIT INCLUDES A BATMOBILE™ CAR BODY, WHEEL COVERS AND CONTROLLER
CARTRIDGE WITH AUTHENTIC BATMAN-STYLE SPEECH AND SOUNDS!

Check out videos and lots more at: hotwheels.com/ai

BATMOBILE™
CAR BODY & CARTRIDGE KIT
RACING GUIDE



CAUTION: To prevent entanglement, keep all hair away from the wheels.



Based on DC Comics Characters.

BATMAN V SUPERMAN: DAWN OF JUSTICE and all related characters and elements © & ™ DC Comics and Warner Bros. Entertainment Inc. (s17)




COLORS AND DECORATIONS MAY VARY.

KEEP THESE INSTRUCTIONS FOR FUTURE REFERENCE AS THEY CONTAIN IMPORTANT INFORMATION.

service.mattel.com
HOTWHEELS.COM



FFY79-0970



TM

©2016 Mattel. All Rights Reserved. © and ™ designate U.S. trademarks of Mattel, except as noted. Mattel, Inc., 636 Girard Avenue, East Aurora, NY 14052, U.S.A. Consumer Services 1-800-524-8697. Mattel U.K. Ltd., Vanwall Business Park, Maidenhead SL6 4UB. Helpline 01628 500303. Mattel Australia Pty., Ltd., Richmond, Victoria. 3121. Consumer Advisory Service - 1300 135 312. Mattel East Asia Ltd., Room 503-09, North Tower, World Finance Centre, Harbour City, Tsimshatsui, HK, China. Tel.: (852) 3185-6500. Diimport & Diedarkan Oleh: Mattel Southeast Asia Pte. Ltd., No 19-1, Tower 3 Avenue 7, Bangsar South City, No 8, Jalan Kerinchi, 59200 Kuala Lumpur, Malaysia. Tel: 03-78803817, Fax: 03-78803867.

8+

TABLE OF CONTENTS

- 3 WHAT YOU GET INSIDE
- 4 VEHICLE CUSTOMIZATION
- 5 PREP CONTROLLER & CARTRIDGE
- 7 TROUBLESHOOTING
- 7 BATTERY SAFETY

CHECK OUT VIDEOS AND LOTS MORE AT:
[HOTWHEELS.COM/AI](https://www.hotwheels.com/AI)



SYSTEM TROUBLESHOOTING

If your **HOT WHEELS® AI Race System** isn't working like it should, try these troubleshooting tips.

PROBLEM

The controller operates with no sound.

CAUSE

The cartridge was removed while the controller was still on.

SOLUTION

1. Turn the controller off.
 2. Plug the cartridge cable back into the controller.
 3. Turn the controller back on.
- Important:** Remember to always turn the controller **off** before disconnecting the cartridge.
- * For a full controller reset, remove the batteries from the controller and press the power button for 5 seconds, then reinsert the batteries.

BATTERY SAFETY

In exceptional circumstances batteries may leak fluids that can cause a chemical burn injury or ruin your product. To avoid battery leakage:

- Non-rechargeable batteries are not to be recharged.
- Rechargeable batteries are to be removed from the product before being charged.
- Rechargeable batteries are only to be charged under adult supervision.
- Do not mix alkaline, standard (carbon-zinc), or rechargeable (nickel-cadmium) batteries.
- Do not mix old and new batteries.
- Only batteries of the same or equivalent type as recommended are to be used.
- Batteries are to be inserted with the correct polarity.
- Exhausted batteries are to be removed from the product.
- The supply terminals are not to be short-circuited.
- Dispose of battery(ies) safely.
- Do not dispose of this product in a fire. The batteries inside may explode or leak.



Protect the environment by not disposing of this product with household waste [2012/19/EU]. Check your local authority for recycling advice and facilities.

FOR PRODUCT SOLD IN USA

This device complies with Part 15 of the FCC Rules. Operation is subject to the following two conditions:

- (1) This device may not cause harmful interference, and (2) this device must accept any interference received, including interference that may cause undesired operation.
- This equipment has been tested and found to comply with the limits for a Class B digital device, pursuant to part 15 of the FCC rules. These limits are designed to provide reasonable protection against harmful interference in a residential installation. This equipment generates, uses and can radiate radio frequency energy and, if not installed and used in accordance with the instructions, may cause harmful interference to radio communications. However, there is no guarantee that interference will not occur in a particular installation. If this equipment does cause harmful interference to radio or television reception, which can be determined by turning the equipment off and on, the user is encouraged to try to correct the interference by one or more of the following measures:
 - Reorient or relocate the receiving antenna.
 - Increase the separation between the equipment and receiver.
 - Connect the equipment into an outlet on a circuit different from that to which the receiver is connected.
 - Consult the dealer or an experienced radio/TV technician for help.
 - NOTE: Changes or modifications not expressly approved by the manufacturer responsible for compliance could void the user's authority to operate the equipment.

PREP CONTROLLER & CARTRIDGE CONTINUED


WHAT YOU GET INSIDE

1 HOT WHEELS® Ai CAR BODY



BATMOBILE™ THE BATMOBILE HAS JOINED FORCES WITH HOT WHEELS® Ai!

4 HOT WHEELS® Ai WHEEL COVERS



1 HOT WHEELS® Ai CARTRIDGE KIT



3 CONNECT YOUR CARTRIDGE KIT



- Take out the cable.
- Open the port cover.
- Plug the cable into the port.
- Press the **POWER ON** button to **POWER ON** your controller. **BATMAN™** will now guide you through the game settings.

! IMPORTANT!

Always make sure that the Controller is turned OFF before the Cartridge cable is inserted or removed. To turn OFF the Controller, press the power button when the Controller is active or by removing the batteries.

4 DISCONNECT YOUR CARTRIDGE KIT



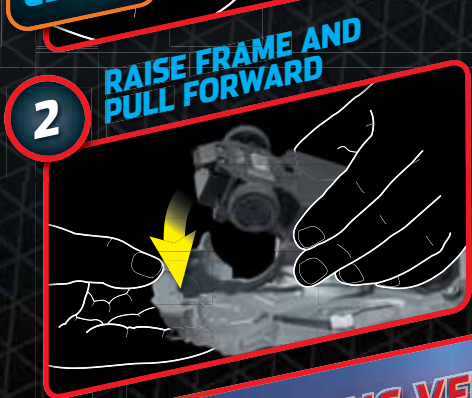
- Press the **POWER OFF** button to switch off your controller.
- Remove the cable.
- Close the port cover.
- Store back the cable.

! REMEMBER!

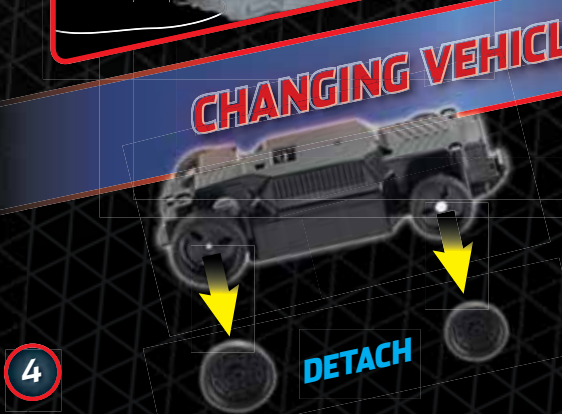
Always turn OFF your Controller before removing the Cartridge.

VEHICLE CUSTOMIZATION

HOT WHEELS® AI lets you customize your race vehicle by swapping SMART CAR body shells and wheel covers.



CHANGING VEHICLE WHEEL COVERS



PREP CONTROLLER & CARTRIDGE

HOT WHEELS® AI SMART CAR & CONTROLLER SOLD SEPARATELY, SUBJECT TO AVAILABILITY.

